

C.G.S. 8-37bb REPORT

Fair Housing Choice and Racial
and Economic Integration

Reporting period:
October 1, 2023-September 30, 2024



**CONNECTICUT
HOUSING
FINANCE AUTHORITY**

Unlocking Solutions, Building Strong Communities.



OUR MISSION

To alleviate the shortage of housing for low- and moderate-income families and persons in this state and, when appropriate, to promote or maintain the economic development of this state through employer-assisted housing efforts.

OUR VISION

That all low- and moderate-income residents in Connecticut have a range of choices where they can live in affordable, safe, and quality housing.



PROMOTION OF FAIR HOUSING CHOICE AND RACIAL AND ECONOMIC CHOICE

At CHFA, we know that where you live matters. We also recognize that the choice of where you live is profoundly impacted by your income and identity.

It is for this reason that the Fair Housing Act along with other state and federal laws was established – to constitute a housing market that is free from discrimination based on race, color, religion, sex, disability, familial status, and national origin.

CHFA maintains an ongoing commitment to eliminating racial and ethnic segregation as well as other barriers to persons with disabilities and other discriminatory practices in housing.

In accordance with C.G.S. 8-37bb, CHFA collects the racial composition of persons moving into a CHFA multifamily development, those occupants currently residing in a development, and those on the waiting list of a housing development supervised by the agency to ensure the agency is fair in promoting fair housing choice and racial and economic integration. CHFA also collects the demographic information of our single-family borrowers to ensure our programs are reaching those who need them most.

The data herein captures statistics on housing programs as well as a data collection of unit production and characteristics of household earnings by income, race, and ethnicity for the reporting period of October 1, 2023, through September 30, 2024.

TABLE OF CONTENTS

Connecticut Housing Finance Authority.....	2
Report Overview.....	3
Homeownership Programs.....	6
○ Single Family Homebuyer Mortgage Program.....	6
○ Homebuyer Profile.....	7
○ First Mortgage Program Demographic Tables.....	8
○ Homebuyer Education.....	10
○ Homeownership Programs Overview.....	11
○ Home of Your Own (HOYO) Program.....	12
○ Military Homeownership Program.....	13
○ Teachers Homeownership Program.....	14
○ Mobile Manufactured Home Program.....	15
○ FHA 203(k) Renovation Programs.....	16
○ Police Homeownership Program.....	17
○ Time to Own.....	18
○ Down Payment Assistance Demographic Tables.....	19
○ Emergency Mortgage Assistance Program (EMAP).....	21
Multifamily Rental Housing.....	22
○ CHFA Multifamily Portfolios.....	23
○ Low-Income Housing Tax Credit (LIHTC) Program.....	24
○ Monitoring and Compliance.....	25
○ Opportunity Mapping.....	26
○ CHFA Multifamily Portfolio Combined Income and Demographics.....	27
○ CHFA Multifamily Portfolio Income and Demographics	28
○ CHFA SSHP Income and Demographics.....	29
○ Developments Placed In Service Overview.....	30

TABLE OF CONTENTS

Thank You & Appendix.....	44
o Glossary.....	45
o Teachers Program Guidelines.....	46
o Single Family First Mortgage Lending by Town & Census Tract.....	48
o Down Payment Assistance Lending by Town & Census Tract.....	80
Multifamily Tenant Profiles.....	104
o CHFA Portfolio of Persons Entering Residence.....	105
o CHFA Portfolio of Persons In-Residence.....	110
o CHFA Portfolio of Persons on a Wait List.....	115
o CHFA State-Sponsored Portfolio of Persons Entering Residence.....	120
o CHFA State Sponsored Portfolio of Persons In-Residence.....	124
o CHFA State-Sponsored Portfolio of Persons on a Wait List.....	128

HOMEOWNERSHIP PROGRAMS

CHFA provides below-market interest rates to first-time Connecticut homebuyers or buyers who have not owned a home in the last three years. This is feasible through the issuance of federal private activity bonds used to support single family purchases. Proceeds from the sale of tax-exempt bonds allow CHFA to offer an interest rate that is typically lower than conventional mortgage products.



\$1,002,134,273 Financed



3,971 Loans



151 Towns



HOMEBUYER PROFILE

\$252,363

AVERAGE LOAN AMOUNT

\$288,539

AVERAGE SALE PRICE

\$88,584

MEDIAN HOUSEHOLD INCOME

45%

FEMALE HEADS OF HOUSEHOLD

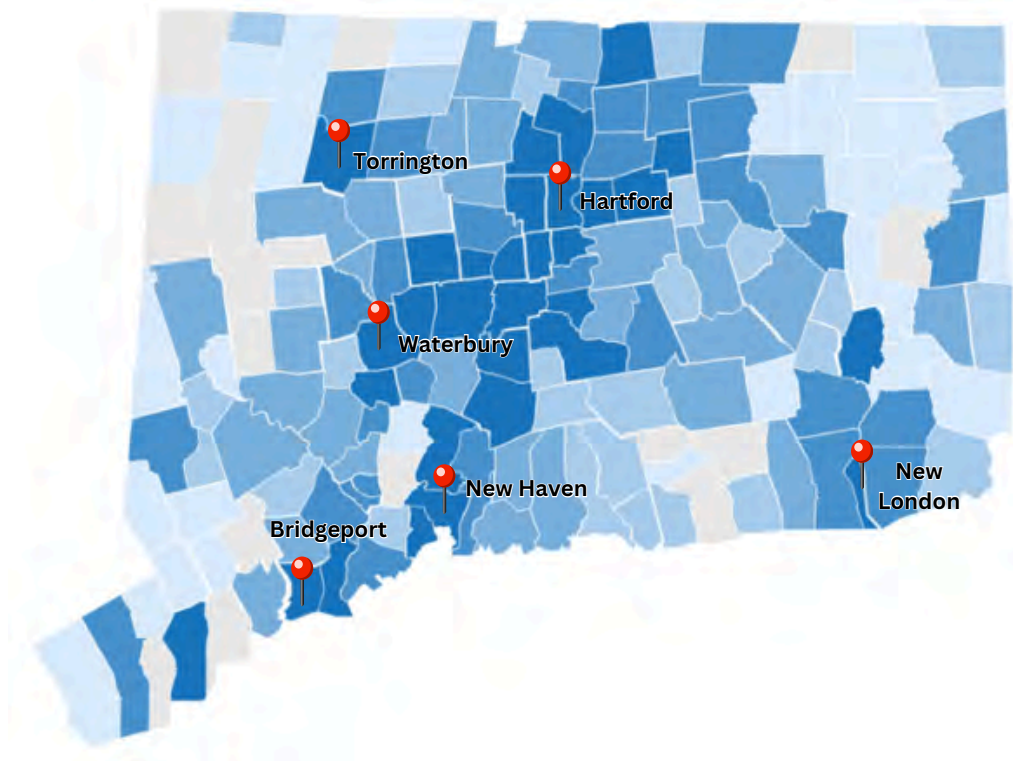
51%

BIPOC BORROWERS*

34

MEDIAN HOMEBUYER AGE

Purchased Loans by Town



*Black, Indigenous, People of Color
Percentage based on Borrowers who reported their race and/or ethnicity.

HOMEOWNERSHIP PROGRAMS DEMOGRAPHIC DISTRIBUTION

Race/Ethnicity	Count of Loans	Percent of Loans
America Indian or Alaska Native	7	< 1%
Asian	133	3%
Black or African American	645	16%
Hispanic or Latino	931	23%
Multi-Race	77	2%
Native Hawaiian or Other Pacific Islander	1	< 1%
White	1735	44%
Not Reported	442	11%
Total	3,971	100%

HOMEOWNERSHIP PROGRAMS INCOME DISTRIBUTION

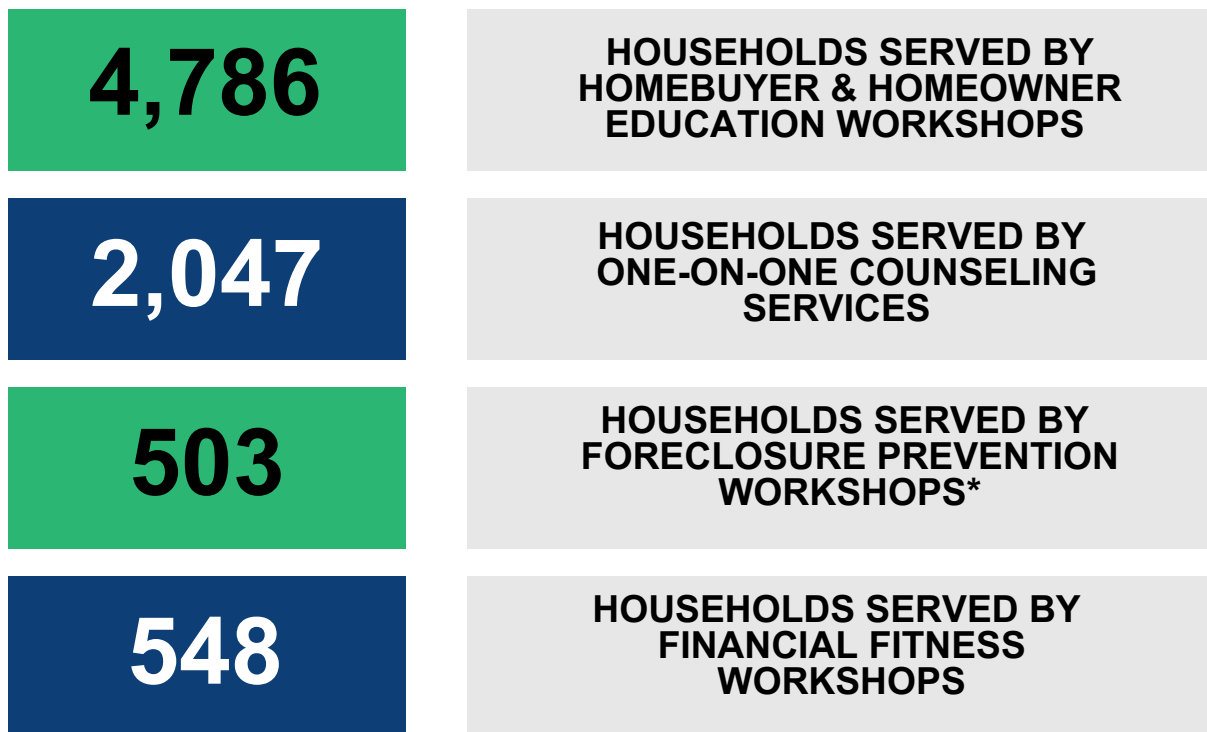
Homebuyer Income by Area Median Income	Count of Loans	Percent of Loans
Less than 25%	6	0%
26 to 50%	747	19%
51 to 80%	2,362	59%
81 to 100%	731	18%
101 to 120%	121	3%
More than 120%	4	<1%
Total	3,971	100%

HOMEOWNERSHIP PROGRAMS HOMEBUYER EDUCATION

CHFA knows that buying a home is a big step and provides a variety of educational workshops to help individuals make sound and informed financial decisions along the way. Financial fitness workshops are beneficial to prospective homebuyers as they cover a wide range of topics including how to re-establish credit, the importance of maintaining a budget, and what it takes to be “mortgage ready.”

CHFA borrowers are required to attend at least one homebuyer education workshop that will guide them through the homebuying process and educate them on what it takes to become a successful homeowner. The workshops cover a variety of topics – from seeking mortgage pre-approval to shopping for a home to making an offer and ultimately reach the closing process. The homebuyer education and financial fitness workshops are offered through CHFA at no cost.

During this reporting period, nearly 4,800 attendees received some form of homebuyer and/or foreclosure prevention education. An additional 2,047 households received one-on-one counseling services from CHFA’s partner organizations, a 22% increase over the previous year, demonstrating the immense need and desire of CT residents to learn about achieving and maintaining homeownership.



**Includes one-on-one counseling.*

HOMEOWNERSHIP PROGRAMS

About our Programs

The purchase of a home is one of the most significant events that an individual will experience in their lifetime. It is more than just a purchase. Buying a home directly impacts the hopes, dreams, and economic future of all those involved. CHFA offers 30-year, fixed-rate mortgages with below-market interest rates to low- and moderate-income families and individuals in Connecticut. In addition to our traditional first-time homebuyer program, CHFA also offers special programs tailored to expand homeownership opportunities to special groups including those with disabilities, veterans, and teachers.



HOMEOWNERSHIP PROGRAMS HOME OF YOUR OWN PROGRAM

CHFA's Home of Your Own (HOYO) Program is designed to assist individuals living with a disability achieve the dream of homeownership by offering below-market interest rate mortgages.



During the reporting period, the HOYO program has helped **18** homebuyers achieve the dream of homeownership.

\$4,410,913

In Loans to HOYO Borrowers

\$245,051

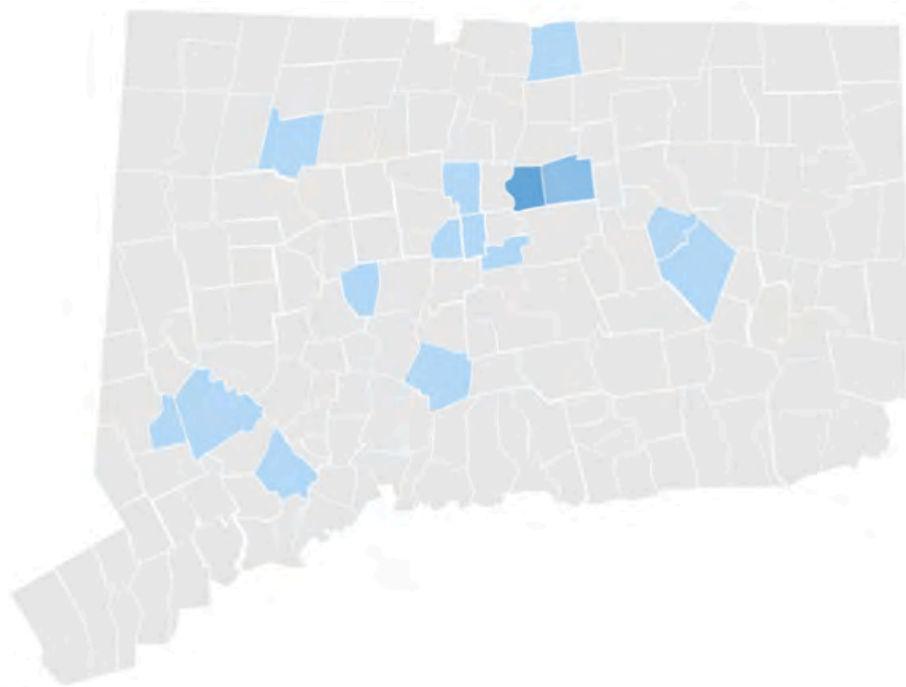
Average Loan Amount

\$293,036

Average Sales Price

\$80,835

Median Annual Household Income



MILITARY HOMEOWNERSHIP PROGRAM

CHFA's Military Homeownership Program, tailored for members and veterans of the U.S. Military, offers a 0.125% reduction on its primary interest rate.



During the reporting period, the Military Homeownership program has helped **34** homebuyers achieve the dream of homeownership.

\$9,518,370

In Loans to Military Households

\$279,952

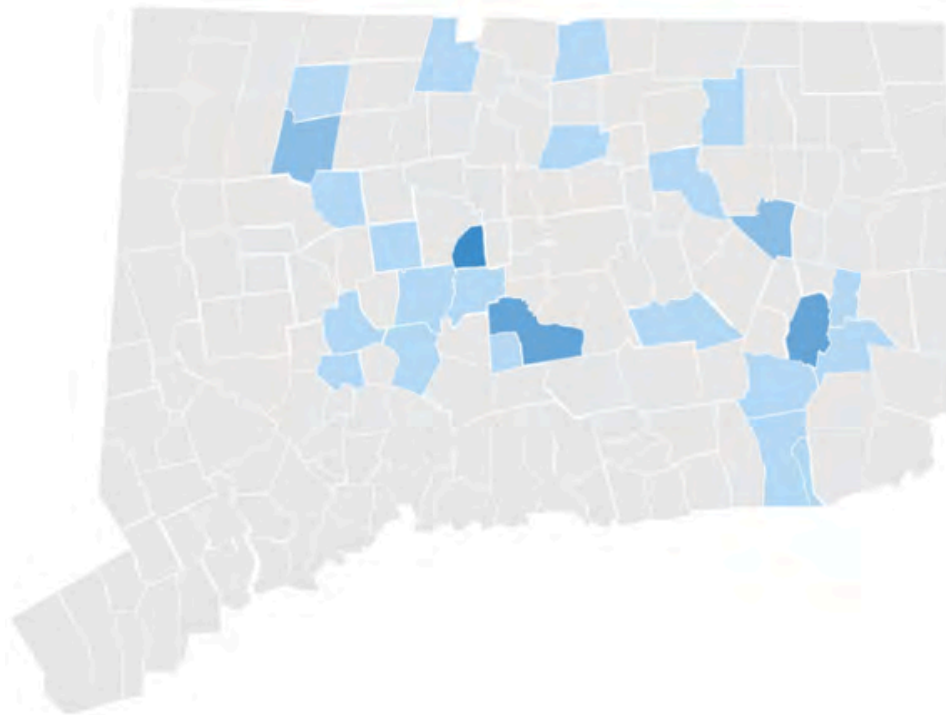
Average Loan Amount

\$300,056

Average Sales Price

\$94,200

Median Annual Household Income



TEACHERS MORTGAGE ASSISTANCE PROGRAM

CHFA provides the Teachers Mortgage Assistance Program to help educators to become homeowners in the communities where they work. See appendix for full eligibility benefits and requirements.



During the reporting period, the Teachers Mortgage program has helped **32** homebuyers achieve the dream of homeownership.

\$7,979,174

In Loans to Teachers

\$249,349

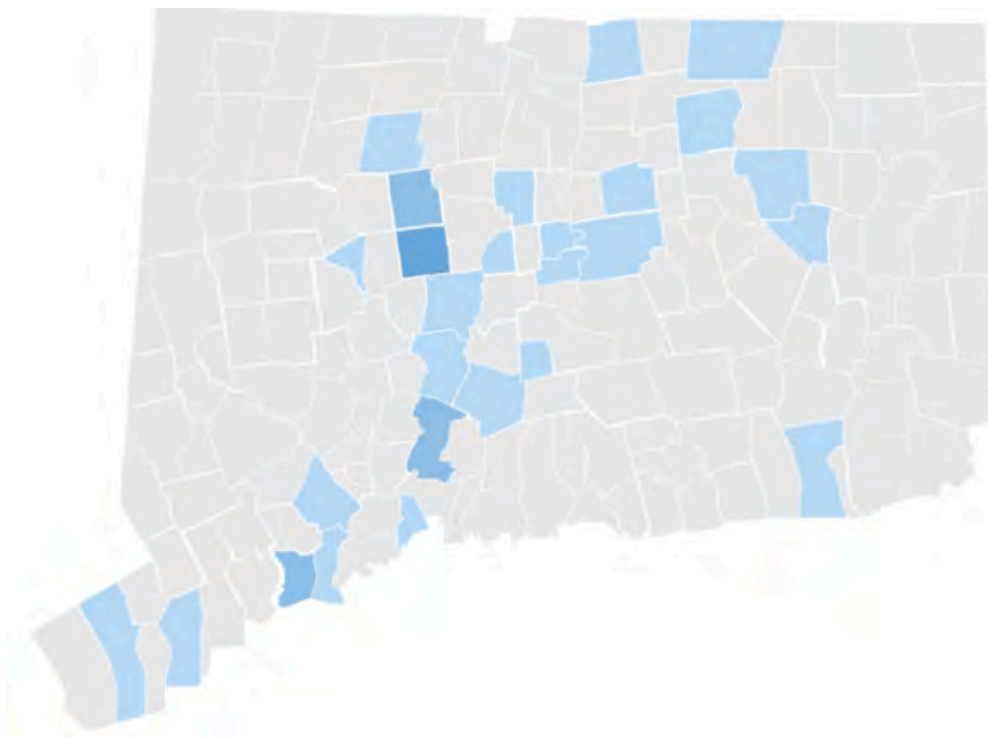
Average Loan Amount

\$308,931

Average Sales Price

\$91,033

Median Annual Household Income



MOBILE MANUFACTURED HOME LOAN PROGRAM

The Mobile Manufactured Home (MMH) Loan Program offers below-market interest rate mortgage loan financing for Connecticut residents interested in purchasing a single or double-wide mobile or manufactured home in any of Connecticut's state licensed mobile home parks.



During the reporting period, the Mobile Home program has helped 3 homebuyers achieve the dream of homeownership.

\$250,950

In Loans to Purchase Mobile Homes

\$83,650

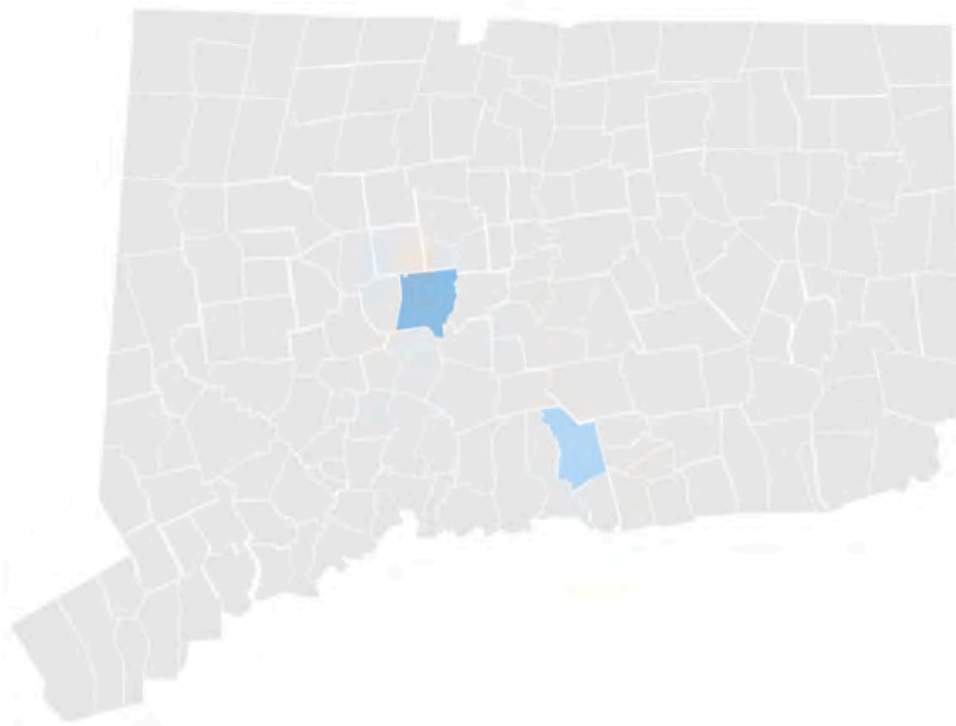
Average Loan Amount

\$158,298

Average Sales Price

\$63,720

Median Annual Household Income



FHA 203(K) RENOVATION PROGRAMS

If you are a DIY-er, CHFA understands that your dream home may not be move-in ready. FHA 203(k) Renovation mortgages allow first-time homebuyers to take advantage of below-market interest rate loans that cover costs of purchasing and making full or limited renovations. This program may also be used to finance abandoned or foreclosed properties. There are two types of loans, Standard or Limited, depending on the estimated cost of renovations.



During the reporting period, the 203(k) program has helped **13** homebuyers achieve the dream of homeownership.

\$2,950,779

In Loans to 203(k)
Borrowers

\$226,983

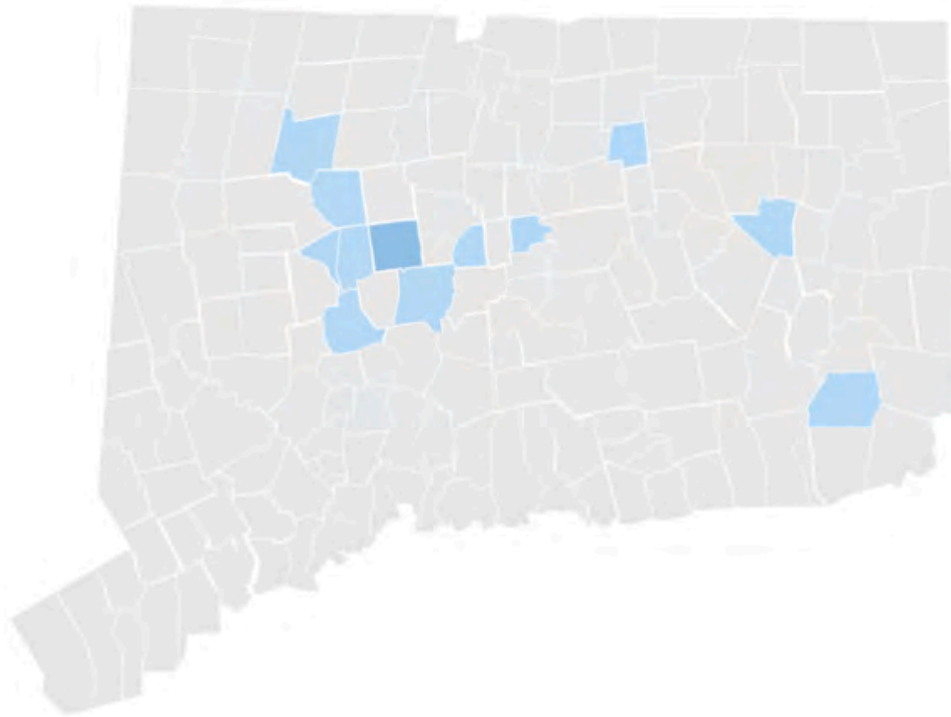
Average Loan Amount

\$247,396

Average Sales Price

\$78,300

Median Annual
Household Income



POLICE HOMEOWNERSHIP PROGRAM

CHFA is proud to offer an additional 0.125% off the already below-market interest rate loan to help Police Officers purchase homes in the participating communities where they work.



During the reporting period, the Police Homeownership program has helped 1 homebuyer achieve the dream of homeownership.

\$319,113

In Loans to Police Officers

\$319,113

Average Loan Amount

\$325,000

Average Sales Price

\$119,653

Median Annual Household Income

Homebuyer Testimonial

"Thanks to the Time to Own Program from CHFA, I secured a lower interest rate than other lenders offered. These programs truly opened the door to homeownership for me, and I'm proud to now be a property owner. I'm thankful for this opportunity and excited to share my positive experience with my family and friends, so they know help is available to them too!"

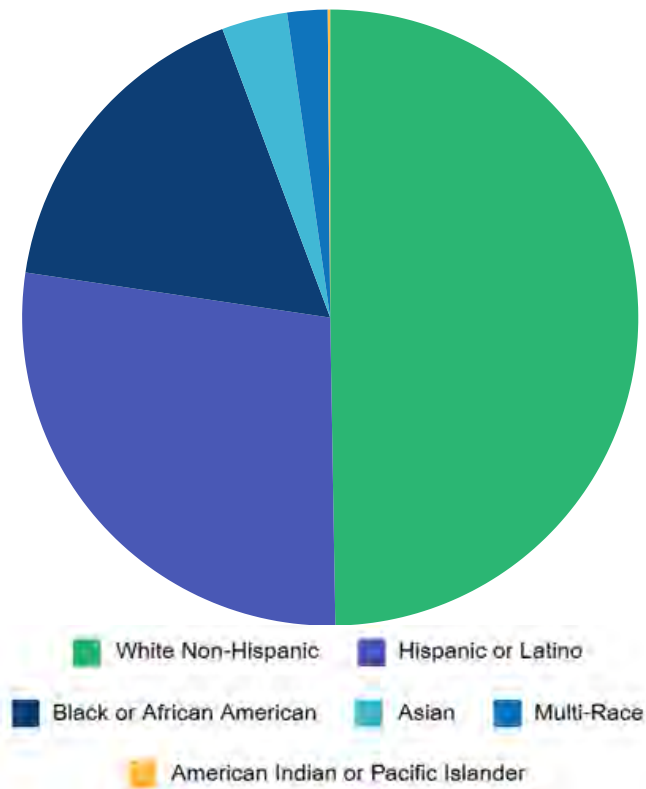
--Jessica Hernandez Elias - New Haven, CT

HOMEOWNERSHIP PROGRAMS

TIME TO OWN (TTO) PROGRAM*

On behalf of the Department of Housing, CHFA administers the Time To Own forgivable down payment assistance program. The program opened in June 2022 and was designed to help alleviate a potential homebuyer's inability to cover down payment and closing costs. Working in concert with CHFA's first mortgage programs, Time To Own provides zero percent forgivable loans of up to \$25,000 to eligible homebuyers for down payment assistance with ten percent of the principal balance forgiven annually.

CHFA deployed resources and concentrated outreach efforts in the state's urban core areas of Bridgeport, Hartford, New Haven, New London, Norwich, and Waterbury. A strong focus was placed on homebuyers earning 100% or less of the area median income. Outreach efforts included utilizing both traditional (radio and grassroots events partnered with community organizations, real estate agents, lending institutions, housing counseling agencies) and digital platforms (social media, digital ads and CHFA's website).



TTO Borrower Area Median Income	Count of Loans	Percent of Loans
Less than 25%	3	<1%
26 to 50%	576	21%
51 to 80%	1,732	63%
81 to 100%	429	16%
Total	2740	100%

Time To Own Closings

2,740

Percent BIPOC** Time To Own Borrowers

50%

Number of Municipalities with a TTO Closing

138

*Closed Loans TTO Loans - 10/1/2023 to 9/30/2024

**Number is based on all borrowers who reported both their race and ethnicity and excludes those who chose not to respond to the question.

DOWN PAYMENT ASSISTANCE PROGRAM INCOME DISTRIBUTION

The Down Payment Assistance Program (DAP) Loan provides financing for the down payment and closing costs required to purchase a home. The CHFA Down Payment Assistance Program loan is offered in conjunction with a CHFA first mortgage program to eligible applicants.

Homebuyer Income by Area Median Income	Count of Loans	Percent of Loans
Less than 25% AMI	1	<1%
25-50% AMI	338	16%
51-80% AMI	1,234	57%
81-100% AMI	489	22%
101-120% AMI	113	5%
Greater than 120% AMI	3	<1%
Total	2,178	100%

DOWN PAYMENT ASSISTANCE PROGRAM RACE & ETHNIC DISTRIBUTION

Race/Ethnicity	Count of Loans	Percent of Loans
American Indian or Alaska Native	2	<1%
Asian	68	3%
Black or African American	396	18%
Hispanic or Latino	545	25%
White	880	40%
Multi-Race	32	1%
Native Hawaiian or Other Pacific Islander	1	<1%
Not Reported	254	12%
Total	2,178	100%

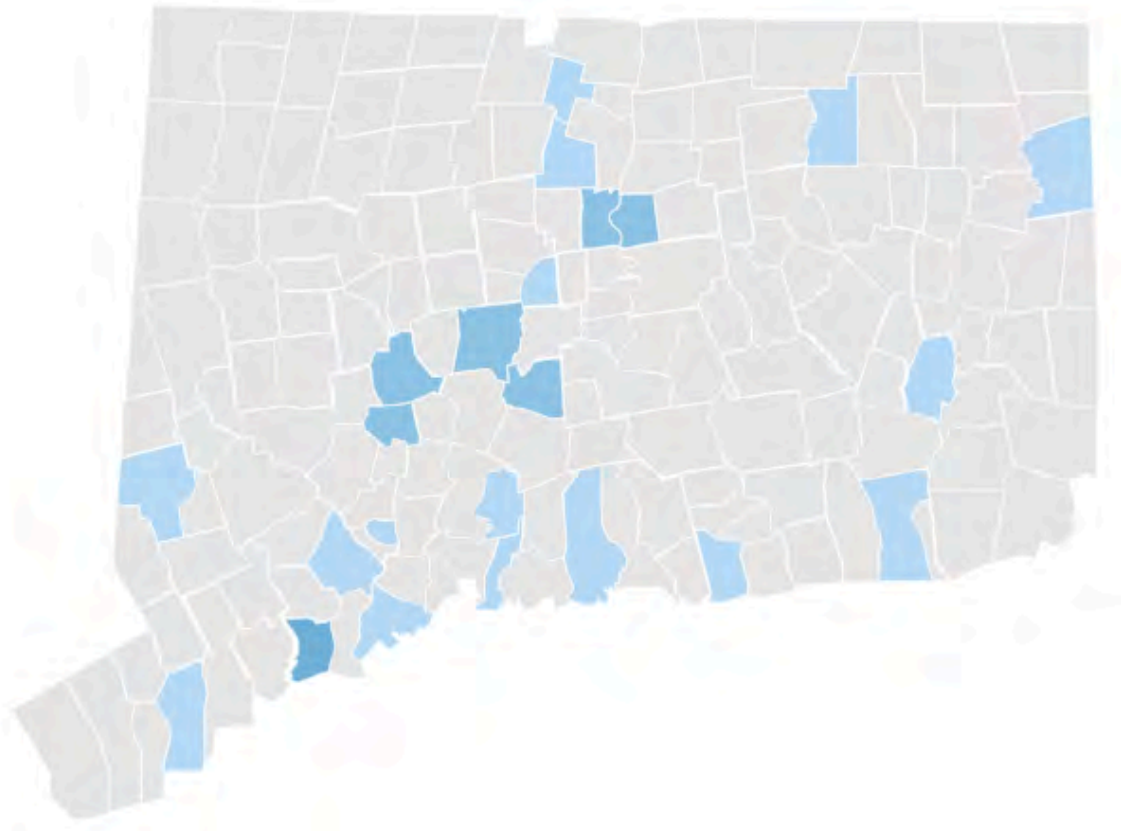
EMERGENCY MORTGAGE ASSISTANCE PROGRAM (EMAP)

CHFA's Emergency Mortgage Assistance Program (EMAP) provides up to sixty months of assistance for eligible homeowners who are having trouble making their mortgage payments.



During this reporting period, the program assisted **32** homeowners.

\$1,019,097 in EMAP assistance to households in need.



CHFA MULTIFAMILY HOUSING

CHFA maintains two independent multifamily portfolios that total **555** developments, and **35,099** apartments located in **109** communities across the state. The CHFA Multifamily portfolio consists of **316** developments with **25,144** apartments and the State Sponsored Housing Portfolio (SSHP) is comprised of **239** developments with **9,955** apartments.



CHFA MULTIFAMILY PORTFOLIOS

Developments in the CHFA housing portfolio are funded by a combination of CHFA financing, federal 4% and 9% Low-Income Housing Tax Credits (LIHTCs), State and Federal historic tax credits, State Tax Credit Contributions (HTCCs) and/or public or private funds. State-Sponsored Housing Portfolio developments were initially funded and constructed using funds appropriated through State statutory programs. Rehabilitation and/or redevelopment of SSHP properties utilize special state funding in conjunction with a combination of CHFA financing, federal 4% and 9% LIHTCs, State and Federal historic tax credits, HTCCs and/or public or private funds.

All entities that receive financial assistance from CHFA to conduct their housing programs are required to uphold fair housing activities and complete a Fair Housing Marketing Plan that will include:

- an outlined marketing strategy and outreach effort that identifies the market area
- the identified group least likely to apply for housing
- the method of marketing to be used to reach this group
- the expected outcome of this marketing



LOW-INCOME HOUSING TAX CREDIT (LIHTC) PROGRAM

CHFA is the administering entity of the federal Low-Income Housing Tax Credit program in Connecticut. The program stimulates private investment of affordable housing by awarding tax credits to developers. Developers then sell these tax credits to private investors to obtain equity funding that is used to acquire, rehabilitate, and/or construct new affordable housing. Developers often leverage private financing along with public sources.

The LIHTC Program requires each state to approve a plan for the distribution of the credits that is relevant to that state's housing needs and is consistent with that state's housing priorities. This plan is known as the Qualified Allocation Plan (QAP).

The QAP establishes guidelines and procedures for the acceptance, scoring and competitive ranking of LIHTC applications for each funding round. The QAP is reviewed and modified periodically to ensure that it meets the affordable housing needs and priorities of the State as articulated in the Analysis of Impediments to Fair Housing Choice.

Affirmative Fair Marketing criteria are also included in CHFA Management Agreements such as the Fair Housing Policy Statement of the Consolidated Application (ConApp) for Housing Development. Administered between CHFA and the Department of Housing (DOH), this policy requires that applicants complete a Fair Housing Impacts form identifying:

- How the project will address fair housing – e.g., type of tenure
- How the project will serve income ranges that are underrepresented in the located census tract
- How the location of the project will promote diversity once approved for financing

MONITORING AND COMPLIANCE

CHFA's staff conducts site visits to monitor and ensure that developments satisfy and meet the criteria of the QAP and the policy objectives and administrative requirements of the Authority.

CHFA's asset management division monitors its multifamily portfolios and provides guidance to property owners on ways to effectively meet their responsibility of ensuring that compliance with regulatory agreements and Fair Marketing laws and policies are upheld.

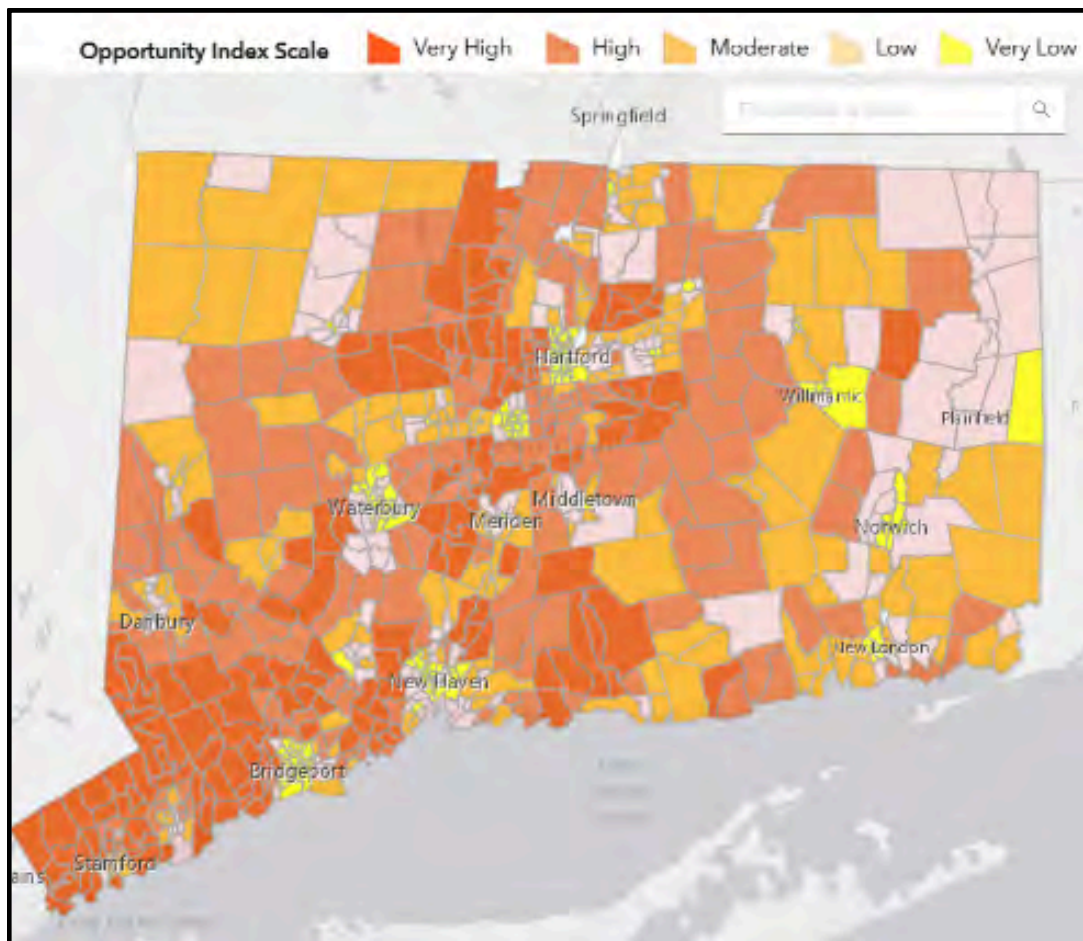
Staff also assist property owners in reviewing the property's waiting list to certify that the selection process remains fair and open.

The Fair Housing Act (FHA) prohibits housing providers from unfair or discriminatory practices against applicants or residents by virtue of their disability. CHFA affirms a commitment to eliminating racial and ethnic segregation as well as other barriers to persons with disabilities and other discriminatory practices in housing.



OPPORTUNITY MAPPING

CHFA continues to utilize its Opportunity Mapping platform to determine areas of housing inequality and to assist in making informed decisions on multifamily investment strategies. Opportunity mapping is an analytical tool that deepens our understanding of "opportunity" dynamics within different communities. With a data-driven understanding of the geography of opportunity, CHFA can better determine which communities have access to more resources and how to remedy opportunity inequality. Mapping this geography informs an overall multifamily investment strategy that aims to promote greater housing choice by helping people in historically disenfranchised groups connect to areas that are economically thriving relative to other areas within the state. Often the designation of a community as "lower opportunity," or opportunity-isolated, reflects the history of discriminatory policies and disinvestment in those communities.



CHFA MULTIFAMILY PORTFOLIO & SSHP INCOME AND DEMOGRAPHICS

In accordance with C.G.S. 8-37bb, CHFA collects the racial composition and income levels of persons moving into a CHFA multifamily development, those occupants currently residing in a development, and those on the waiting list of a housing development supervised by the agency to ensure the agency is fair in promoting fair housing choice and racial and economic integration.

Income as a Percent of AMI*	<25%	26%-50%	51%-80%	81%-100%	>100%	Total
Entering Residence	58%	37%	5%	0%	0%	100%
In Residence	68%	27%	4%	1%	0%	100%

Race/Ethnicity**	Entering Residency	In Residency	Wait List
White	41%	45%	27%
Black or African American	18%	20%	22%
Hispanic or Latino	19%	21%	28%
Other	7%	4%	5%
Asian	2%	1%	1%
Unknown	14%	8%	17%

*AMI bands account only for occupied units that are qualified/subsidized.

**Race and ethnicity classification accounts for all occupied units (qualified/subsidized and market).

CHFA MULTIFAMILY PORTFOLIO INCOME AND DEMOGRAPHICS

Income as a Percent of AMI*	<25%	26%-50%	51%-80%	81%-100%	>100%	Total
Entering Residence	53%	40%	6%	1%	1%	100%
In Residence	66%	29%	5%	1%	0%	100%

Race/Ethnicity**	Entering Residency	In Residency	Wait List
White	33%	35%	21%
Black or African American	19%	23%	24%
Hispanic or Latino	21%	25%	30%
Other	8%	6%	4%
Asian	2%	1%	1%
Unknown	18%	11%	20%

*AMI bands account only for occupied units that are qualified/subsidized.

**Race and ethnicity classification accounts for all occupied units (qualified/subsidized and market).

CHFA STATE-SPONSORED HOUSING PORTFOLIO INCOME AND DEMOGRAPHICS

Income as a Percent of AMI*	<25%	26%-50%	51%-80%	81%-100%	>100%	Total
Entering Residence	71%	27%	2%	0%	0%	100%
In Residence	72%	24%	4%	0%	0%	100%

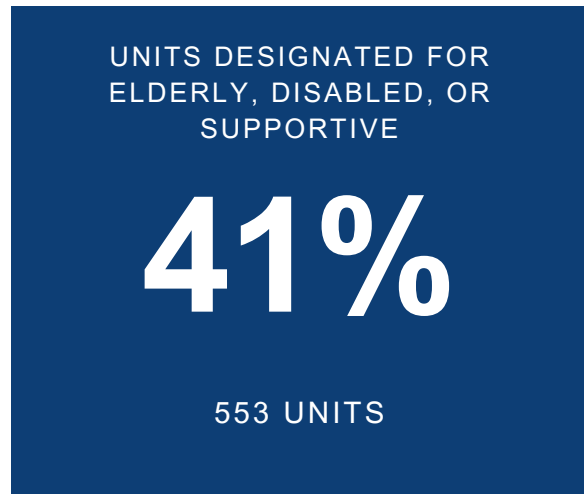
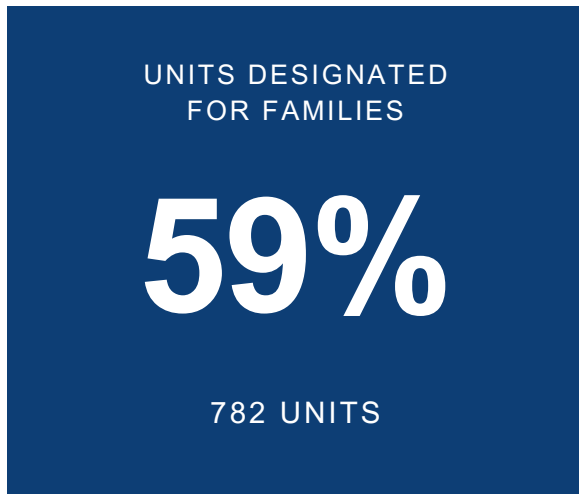
Race/Ethnicity**	Entering Residency	In Residency	Wait List
White	70%	73%	44%
Black or African American	14%	13%	15%
Hispanic or Latino	11%	10%	23%
Other	3%	1%	6%
Asian	1%	1%	1%
Unknown	1%	1%	12%

*AMI bands account only for occupied units that are qualified/subsidized.

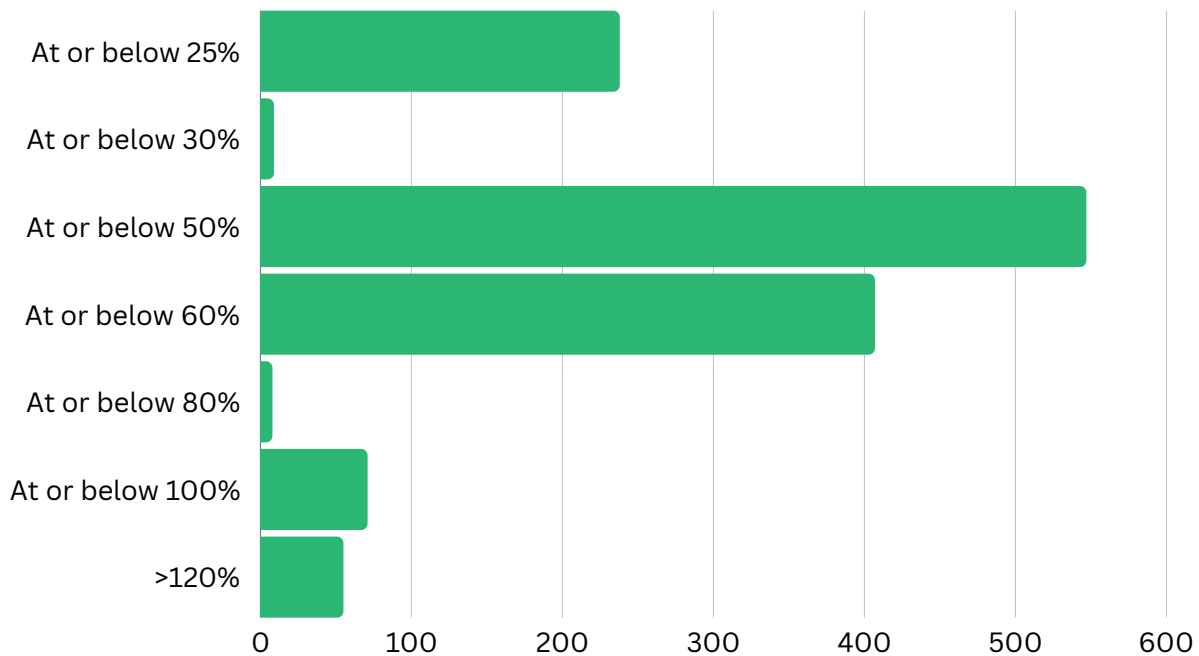
**Race and ethnicity classification accounts for all occupied units (qualified/subsidized and market).

DEVELOPMENTS PLACED IN SERVICE

Thirteen developments with 1,335 apartments were placed in service* during this reporting period, adding much needed affordable housing across the state.



A majority of units placed in service during this reporting period are restricted to those earning at or below 50% and 60% of the Area Median Income (AMI). Together they represent 72% of all units placed in service.



*Based on I.R.S. filing of form 8609.

ARMSTRONG COURT PHASE 2

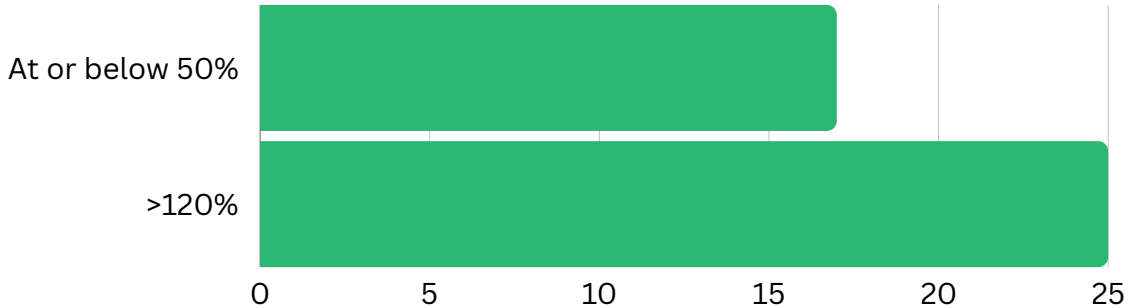
Greenwich, CT

Funding Information:

- 4% Federal LIHTC Net Proceeds: \$8,610,104.00
- CHFA Construction Financing: \$7,390,000
- CHFA TEB Funds: \$5,300,000.00
- DOH/HUD HOME Funds: \$4,800,000.00
- Seller Financing: \$4,725,000.00
- Deferred Developer Fee: \$814,479.00
- Other (Accrued Interest Seller Note): \$591,360.00
- State HTCC net proceeds: \$500,000.00
- DOH Pre-Dev Loan: \$250,000.00
- Reserves: \$235,420.00
- Energy Rebate: \$78,750.00



42
FAMILY HOUSING UNITS

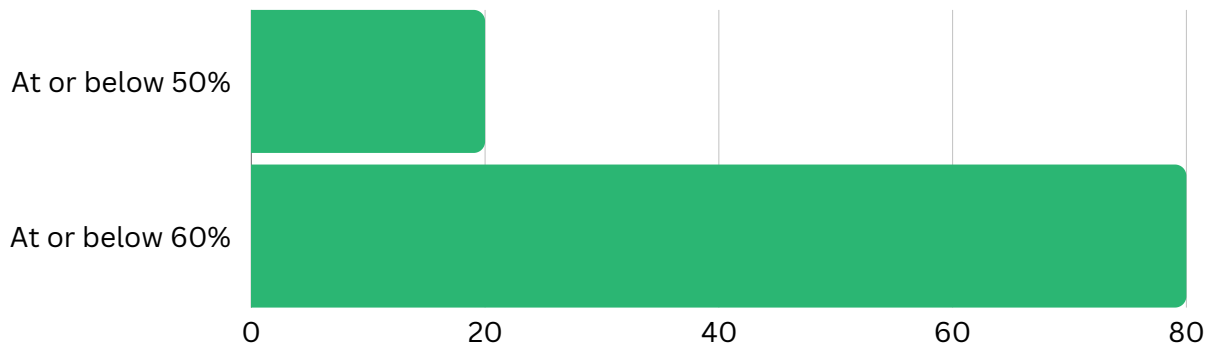


CLIFFORD HOUSE

Bridgeport, CT

Funding Information:

- CHFA TEB Funds: \$13,050,000.00
- 4% Federal LIHTC Net Proceeds: \$10,055,094.00
- Deferred Developer Fee: \$1,886,595.00
- Other (Income from Operations): \$1,401,340.00
- CHFA CMF: \$200,000.00
- Other (Imputed Interest): \$93,335.00
- Other (Energy Rebates): \$34,008.00
- Other (General Partner Equity): \$100.00

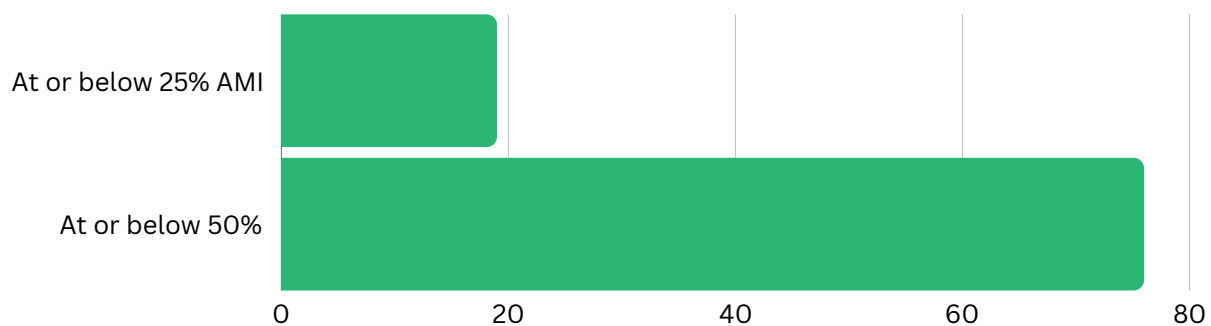


EDITH JOHNSON TOWERS

New Haven, CT

Funding Information:

- 4% Federal LIHTC Net Proceeds: \$4,508,873.00
- DOH Housing Trust Fund: \$4,000,000.00
- Other (Assumption of subordinate debt): \$2,800,000.00
- Deferred Developer Fee: \$733,425.00
- Reserves: \$300,000.00
- Other (Blue Hub loan): \$290,000.00
- Energy Rebate: \$128,412.00

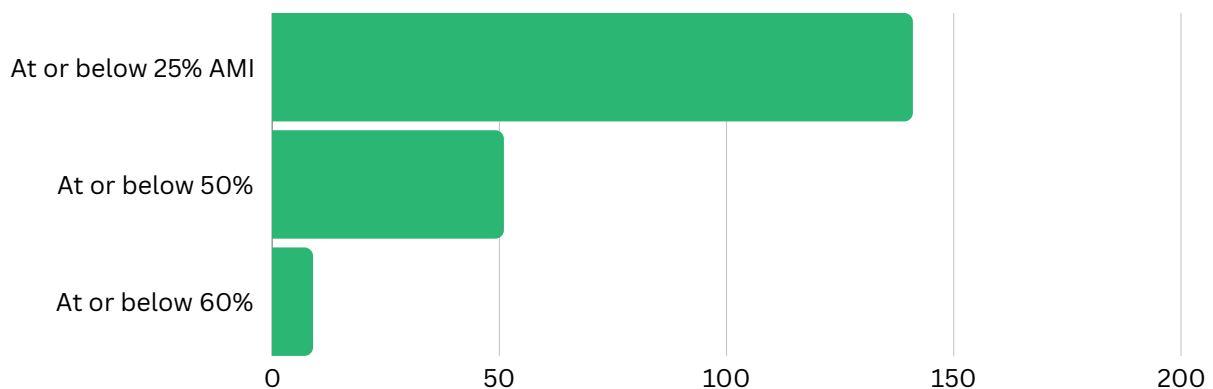


HANH RAD GROUP IV

New Haven, CT

Funding Information:

- **Other Financing (Greystone Funding Company LLC): \$16,135,475.00**
- **4% Federal LIHTC Net Proceeds: \$8,664,761.00**
- **Other Public Funds (HANH Acquisition Loan): \$5,880,000.00**
- **Deferred Developer Fee: \$73,804.00**



HARTFORD PRESERVATION PORTFOLIO

Hartford, CT

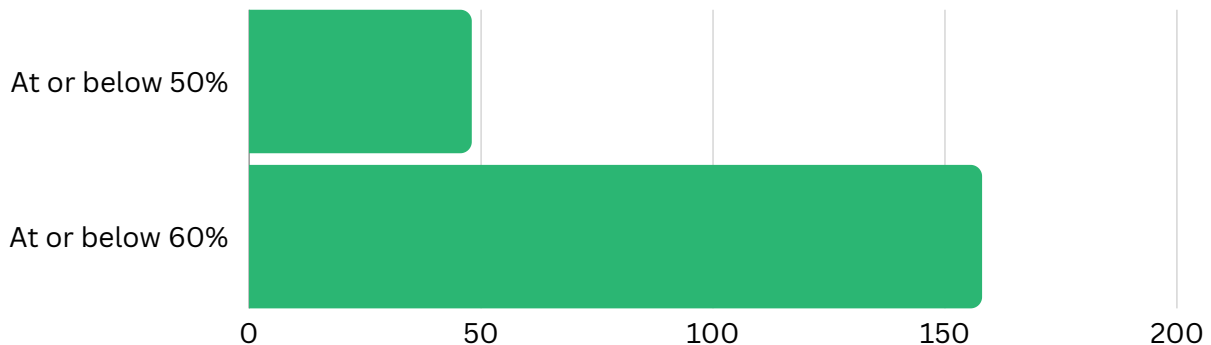
Funding Information:

- CHFA TEB Funds: \$20,900,000.00
- 4% Federal LIHTC Net Proceeds: \$13,887,834.00
- Deferred Developer Fee: \$1,519,955.00
- Other (First Year Operations Income): \$927,918.00
- Energy Rebate: \$175,493.00
- Reserves: \$135,000.00



206

FAMILY HOUSING UNITS



HUNTINGTON TOWERS

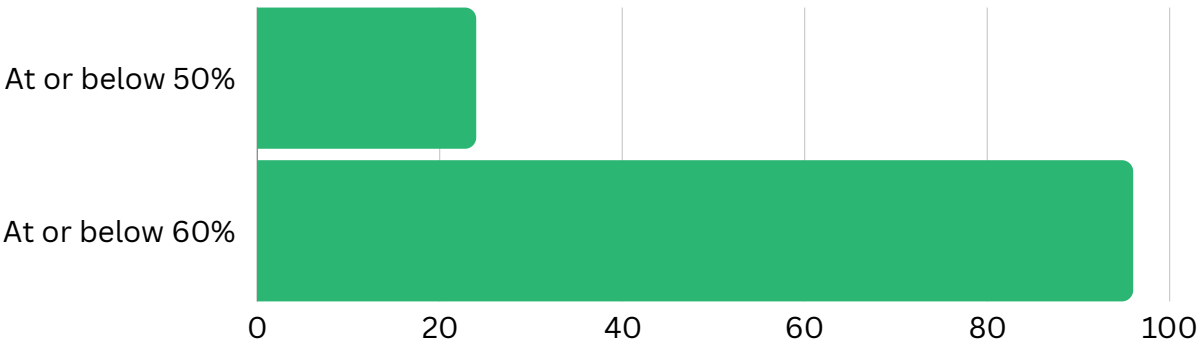
New London, CT

Funding Information:

- CHFA TEB Funds: \$14,000,000.00
- 4% Federal LIHTC Net Proceeds: \$6,917,550.00
- CHFA Construction Financing: \$3,000,000
- Other Financing (Seller Note): \$2,164,283.00
- Other (Interim Income): \$633,781.00
- Energy Rebate: \$39,362.00



120
ELDERLY HOUSING UNITS



LASCANA HOMES

Orange, CT

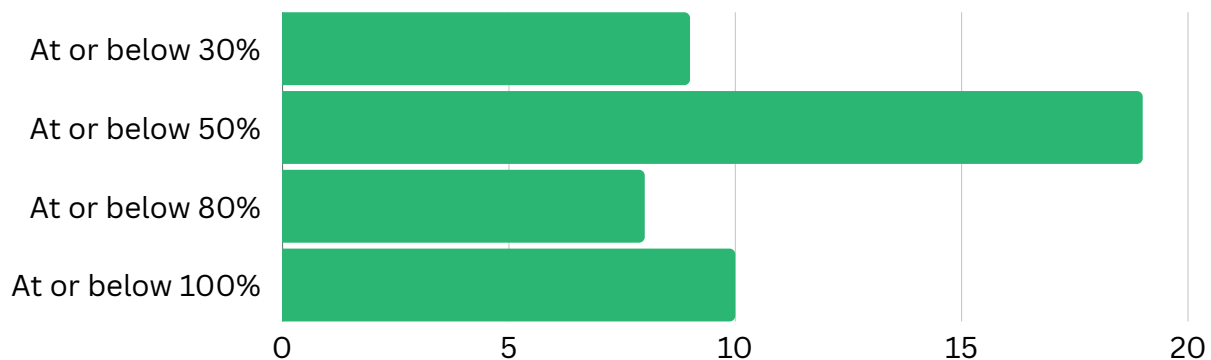
Funding Information:

- 9% Federal LIHTC Net Proceeds: \$9,936,147.00
- DOH Affordable Housing Program – FLEX: \$3,600,000.00
- State (DOH or other) Loan (HOME ARPA Funds): \$3,000,000.00
- Private Bank Loan (Brookline Bank): \$2,450,000.00
- CHFA Opp Fund: \$1,000,000.00
- Deferred Developer Fee: \$617,341.00
- Energy Rebate: \$126,000.00
- Other (Early Rental Proceeds): \$122,909.00



46

FAMILY AND SUPPORTIVE
HOUSING UNITS



LITTLE BROOK

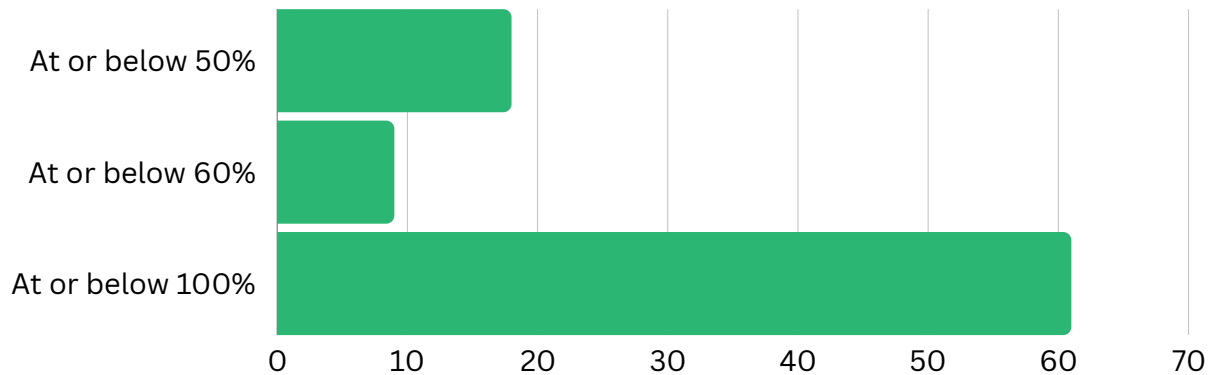
Berlin, CT

Funding Information:

- CHFA TEB Funds: \$14,625,000.00
- DOH Affordable Housing Program - FLEX: \$3,700,000.00
- Deferred Developer Fee: \$2,520,572.00
- 4% Federal LIHTC Net Proceeds: \$1,878,230.00
- Energy Rebates: \$209,500.00
- Other (Interest on escrows): \$18,675.00



88
FAMILY HOUSING UNITS

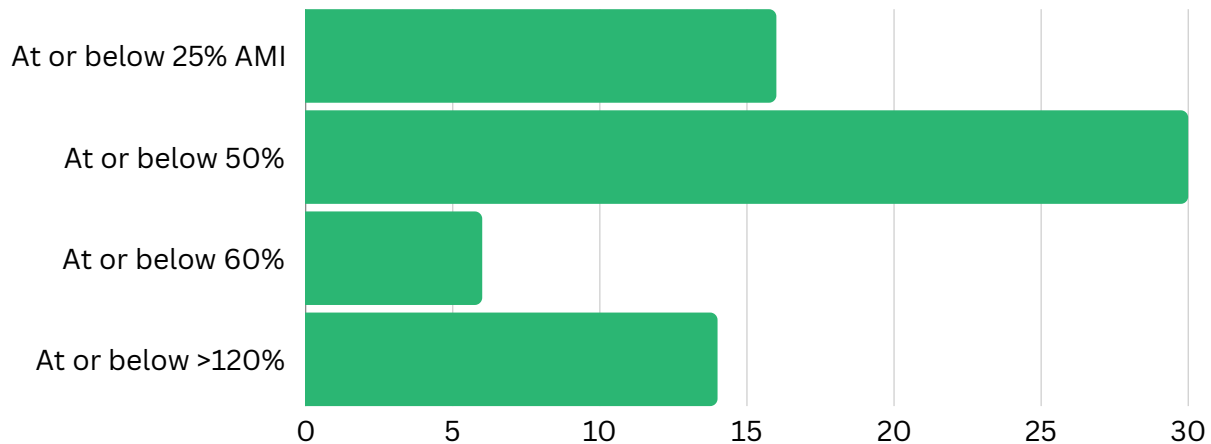


MILL RIVER CROSSING

New Haven, CT

Funding Information:

- 9% Federal LIHTC Net Proceeds: \$14,017,374.00
- Other Financing (Hunt FHA): \$10,255,000.00
- DOH Affordable Housing Program - FLEX: \$4,325,000.00
- Other Public Funds (City of New Haven): \$2,000,000.00
- Other (Public Funds – MTW): \$2,000,000.00
- Other (DECD Brownfields): \$1,500,000.00
- Deferred Developer Fee: \$500,000.00



RIBBON ROW

Hartford, CT

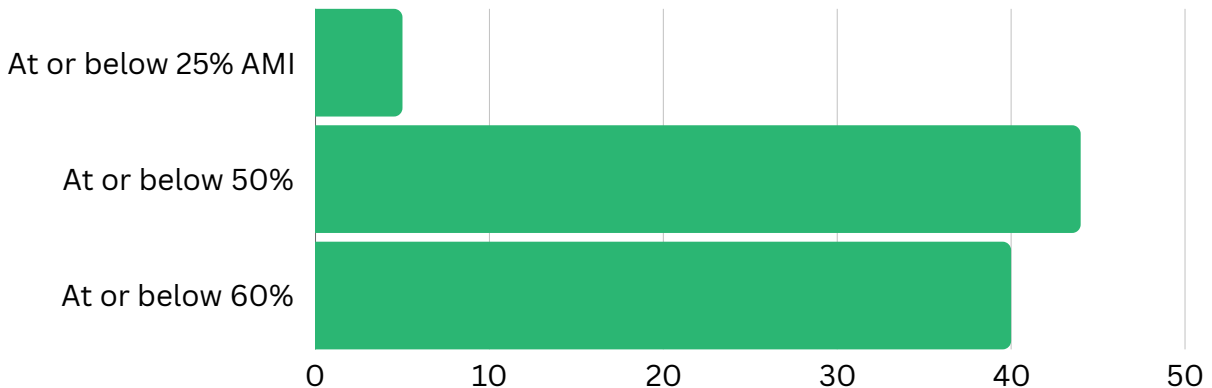
Funding Information:

- CHFA Construction Financing: \$9,900,000
- 4% Federal LIHTC Net Proceeds: \$5,296,698.00
- Other (Seller Note): \$3,674,992.00
- DOH CHAMP Funds: \$2,770,042.00
- DOH/HUD HOME Funds: \$2,512,019.00
- Federal Historic Credit net proceeds: \$2,284,347.00
- State Historic Credit net proceeds: \$2,240,052.00
- State (DOH or other) Loan (DOH Flex Loan #2): \$700,000.00
- State HTCC net proceeds: \$500,000.00
- Misc. Grants Proceeds (Lead Hazard Grant): \$360,000.00
- Energy Rebate: \$136,641.00
- Other (Solar Credits): \$45,362.00
- Deferred Developer Fee: \$41,027.00
- Developer/Investor Cash Equity: \$110.00



89

FAMILY HOUSING UNITS



VETERANS TERRACE VT1

East Hartford, CT

Funding Information:

- 4% Federal LIHTC Net Proceeds: \$6,175,726.00
- Other (Rockport 223 (d) 4): \$5,100,000.00
- DOH SSHP Loan: \$3,662,560.00
- DOH Housing Trust Fund: \$1,569,669.00
- Other (EHHA land contribution): \$809,400.00
- Deferred Developer Fee: \$679,814.00
- Reserves: \$400,000.00
- Developer/Investor Cash Equity: \$133,333.00
- Energy Rebate: \$126,563.00

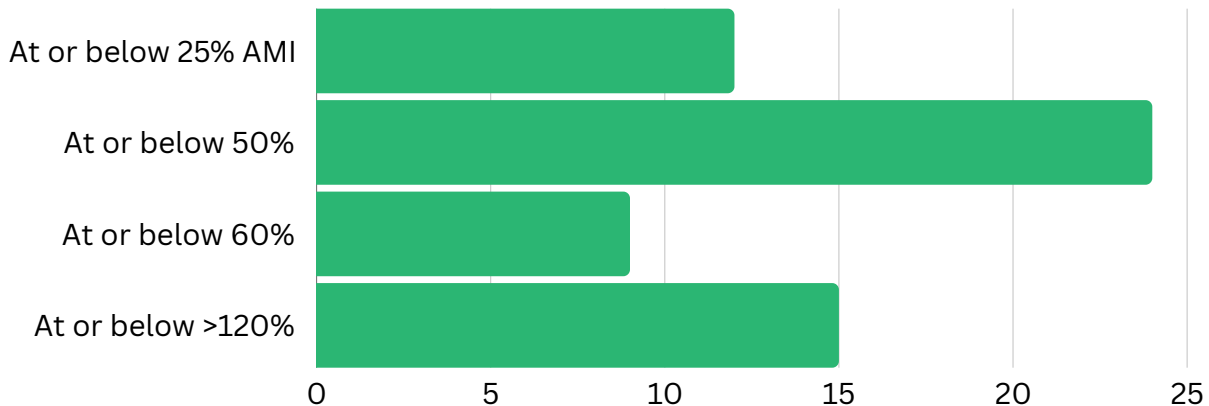


VILLAGE AT PARK RIVER PHASE IV

Hartford, CT

Funding Information:

- **9% Federal LIHTC Net Proceeds: \$11,845,065.00**
- **DOH Affordable Housing Program - FLEX: \$3,900,000.00**
- **Other Financing (Perm Loan): \$2,190,000.00**
- **Other (CHFA AHF): \$1,590,000.00**
- **Other Financing (MHIC FHLB Subsidized Perm Loan): \$1,330,000.00**
- **Deferred Developer Fee: \$704,337.00**
- **Other Public Funds (FHLB): \$650,000.00**
- **Energy Rebate: \$240,175.00**
- **Other (GP Loan): \$130,000.00**



WOODLAND HILLS APARTMENTS

Torrington, CT

Funding Information:

- CHFA TEB Funds: \$23,500,000.00
- 4% Federal LIHTC Net Proceeds: \$12,561,469.00
- Deferred Developer Fee: \$2,615,803.00
- Other (Property Reserves): \$799,264.00
- Other (NOI as a Source): \$128,129.00
- Energy Rebate: \$58,065.00





THANK YOU

Unlocking Solutions,
Building Strong Communities

1-(860) 721-9501

research@chfa.org

999 West Street, Rocky Hill, CT 06067



APPENDIX - GLOSSARY

- **AHP** - Affordable Housing Program
- **AMI** - Area Median Income
- **CHAMP** - Connecticut Housing Assistance for Multifamily Properties
- **CHFA** - Connecticut Housing Finance Authority
- **DAP** - Down Payment Assistance Program
- **DECD** - Department of Economic and Community Development
- **DOH** - Department of Housing
- **FAF** - Financial Adjustment Factor
- **FHLB** - Federal Home Loan Bank
- **FLEX** - 'Flexible Program' aka the 'Affordable Housing Program'
- **HOME** - Home Investment Partnership Program
- **HOYO** - Home of Your Own
- **HTCC** - Housing Tax Credit Contribution
- **HTF** - Housing Trust Fund
- **HUD** - U.S. Department of Housing and Urban Development
- **LIHTC** - Low-Income Housing Tax Credit
- **NOI** - Net Operating Income
- **QAP** - Qualified Allocation Plan
- **R&R** - Recruit & Retain
- **SSHP** - State-Sponsored Housing Portfolio
- **TEB** - Tax-Exempt Bonds

APPENDIX - TEACHER MORTGAGE ASSISTANCE PROGRAM GUIDELINES

Priority & Transitional School Districts:

- Ansonia
- Bloomfield
- Bridgeport
- Bristol
- Danbury
- Derby
- East Hartford
- East Haven
- East Windsor
- Enfield
- Hamden
- Hartford
- Manchester
- Meriden
- Middletown
- New Britain
- New Haven
- New London
- Norwalk
- Norwich
- Sprague
- Stamford
- Sterling
- Stratford
- Thompson
- Torrington
- Wallingford
- Waterbury
- West Hartford
- West Haven
- Windham

Alliance Districts:

- Ansonia
- Bloomfield
- Bridgeport
- Bristol
- Danbury
- Derby
- East Hartford
- East Haven
- East Windsor
- Enfield
- Groton
- Hamden
- Hartford
- Killingly
- Manchester
- Meriden
- Middletown
- Naugatuck
- New Britain
- New Haven
- New London
- Norwalk
- Norwich
- Plainfield
- Putnam
- Stamford
- Stratford
- Thompson
- Torrington
- Vernon
- Waterbury
- West Haven
- Winchester
- Windham
- Windsor
- Windsor Locks

APPENDIX - TEACHER MORTGAGE ASSISTANCE PROGRAM GUIDELINES (CONT.)

Subject Matter Shortage Areas:

- Bilingual Education, PreK-12
- History and Social Studies, 7-12
- Mathematics, 4-12
- Special Education*, PreK-12
- School Library/Media Specialist**, PreK-12
- School Psychologist, PreK-12
- Science, 4-12
- Speech/Language Pathologist**, PreK-12
- Technology Education, PreK-12
- TESOL, PreK-12
- World Languages, 7-12

TO HELP RECRUIT AND RETAIN (R&R*) TEACHERS IN OUR COMMUNITIES, ADDITIONAL INCENTIVES ARE AVAILABLE FOR TEACHERS WHO:

- Graduated from a public high school in an Educational Reform District (as defined in Section 10-262u of the CT General Statutes); or
- Graduated from a historically Black college or university or a Hispanic-serving institution, as those terms are defined under the applicable federal laws.

**Special Education shortage area designation comprises Partially Sighted, Deaf/Hard of Hearing, Blind, Comprehensive Special Education, and Integrated Early Childhood teaching endorsement codes.*

***A district is designated as a High-Need District for teacher shortage area purposes if it is an Alliance District or if the percentage of students who qualified for free or reduced-price lunch in the district exceeded an established cutoff. The full inclusion criteria and list of High-Need Districts are available in Appendix A of the Staffing Shortage Areas in Connecticut Public Schools Report.*

APPENDIX - FIRST MORTGAGE LENDING BY TOWN & CENSUS TRACT

TOWN	CENSUS TRACT		LOAN COUNT	LOAN AMOUNT
ANDOVER	5281.00		9	\$2,266,034
		Sub Total	9	\$2,266,034
ANSONIA	1251.00		5	\$1,458,775
ANSONIA	1252.00		6	\$1,613,974
ANSONIA	1253.00		8	\$2,352,427
ANSONIA	1254.00		9	\$2,762,779
		Sub Total	28	\$8,187,955
ASHFORD	8301.00		1	\$363,000
		Sub Total	1	\$363,000
AVON	4603.02		1	\$183,150
AVON	4621.01		2	\$562,077
AVON	4621.02		2	\$510,890
AVON	4622.01		4	\$921,100
		Sub Total	9	\$2,177,217
BARKHAMSTED	2901.00		3	\$722,654
		Sub Total	3	\$722,654
BEACON FALLS	3411.00		22	\$5,600,247
		Sub Total	22	\$5,600,247
BERLIN	4001.00		4	\$879,777
BERLIN	4001.01		6	\$1,786,628
BERLIN	4001.02		9	\$2,489,262
BERLIN	4002.00		6	\$1,369,800
BERLIN	4003.00		18	\$4,856,925
		Sub Total	43	\$11,382,392
BETHANY	1611.00		1	\$236,000
		Sub Total	1	\$236,000

APPENDIX - FIRST MORTGAGE LENDING BY TOWN & CENSUS TRACT

TOWN	CENSUS TRACT		LOAN COUNT	LOAN AMOUNT
BETHEL	2001.00		2	\$469,000
BETHEL	2002.00		2	\$695,900
BETHEL	2003.01		1	\$400,000
		Sub Total	5	\$1,564,900
BETHLEHEM	3421.00		3	\$886,405
		Sub Total	3	\$886,405
BLOOMFIELD	4711.00		12	\$2,936,379
BLOOMFIELD	4712.00		12	\$2,664,154
BLOOMFIELD	4713.00		5	\$1,354,828
BLOOMFIELD	4714.00		6	\$1,908,848
BLOOMFIELD	4715.00		9	\$2,552,251
		Sub Total	44	\$11,416,460
BOLTON	5291.00		3	\$932,414
		Sub Total	3	\$932,414
BOZRAH	7131.00		5	\$1,263,275
		Sub Total	5	\$1,263,275
BRANFORD	1841.01		1	\$371,565
BRANFORD	1842.00		12	\$3,005,870
BRANFORD	1843.00		1	\$202,000
BRANFORD	1845.00		1	\$375,180
BRANFORD	1847.00		1	\$169,750
		Sub Total	16	\$4,124,365
BRIDGEPORT	701.00		5	\$1,257,000
BRIDGEPORT	706.00		1	\$152,000
BRIDGEPORT	709.00		2	\$575,624
BRIDGEPORT	710.00		1	\$356,250
BRIDGEPORT	714.00		1	\$115,000

APPENDIX - FIRST MORTGAGE LENDING BY TOWN & CENSUS TRACT

TOWN	CENSUS TRACT		LOAN COUNT	LOAN AMOUNT
BRIDGEPORT	719.00		2	\$421,285
BRIDGEPORT	720.00		5	\$1,518,684
BRIDGEPORT	721.00		8	\$2,137,381
BRIDGEPORT	722.00		1	\$337,500
BRIDGEPORT	723.00		3	\$1,103,293
BRIDGEPORT	724.00		3	\$858,841
BRIDGEPORT	725.00		13	\$3,123,256
BRIDGEPORT	726.00		16	\$3,222,404
BRIDGEPORT	727.00		2	\$743,268
BRIDGEPORT	728.00		4	\$1,194,660
BRIDGEPORT	729.00		6	\$1,504,154
BRIDGEPORT	730.00		2	\$519,148
BRIDGEPORT	731.00		4	\$1,083,273
BRIDGEPORT	732.00		2	\$491,172
BRIDGEPORT	733.00		2	\$557,725
BRIDGEPORT	734.00		5	\$1,298,687
BRIDGEPORT	735.00		3	\$853,594
BRIDGEPORT	737.00		1	\$229,500
BRIDGEPORT	738.00		2	\$494,345
BRIDGEPORT	739.00		2	\$645,050
BRIDGEPORT	740.00		2	\$426,821
BRIDGEPORT	743.00		3	\$492,200
BRIDGEPORT	744.00		4	\$1,175,084
BRIDGEPORT	2572.00		3	\$1,328,295
		Sub Total	108	\$28,215,494
BRIDGEWATER	2501.00		1	\$265,250
		Sub Total	1	\$265,250

APPENDIX - FIRST MORTGAGE LENDING BY TOWN & CENSUS TRACT

TOWN	CENSUS TRACT		LOAN COUNT	LOAN AMOUNT
BRISTOL	4051.00		5	\$1,376,786
BRISTOL	4052.00		18	\$4,019,732
BRISTOL	4053.00		17	\$3,933,451
BRISTOL	4054.01		8	\$1,867,167
BRISTOL	4054.02		12	\$2,048,688
BRISTOL	4055.00		25	\$5,727,735
BRISTOL	4056.00		14	\$3,291,227
BRISTOL	4057.00		4	\$1,026,618
BRISTOL	4058.00		4	\$1,088,200
BRISTOL	4058.01		8	\$1,536,616
BRISTOL	4058.02		11	\$2,563,861
BRISTOL	4059.00		14	\$3,128,109
BRISTOL	4060.01		11	\$2,753,419
BRISTOL	4060.02		8	\$2,159,765
BRISTOL	4061.00		2	\$562,168
		Sub Total	161	\$37,083,542
BROOKFIELD	2051.00		1	\$314,250
BROOKFIELD	2052.00		2	\$778,294
BROOKFIELD	2053.00		4	\$1,113,514
		Sub Total	7	\$2,206,058
BROOKLYN	9051.01		2	\$514,000
		Sub Total	2	\$514,000
BURLINGTON	4101.01		4	\$1,175,000
BURLINGTON	4101.02		3	\$1,073,000
		Sub Total	7	\$2,248,000
CANAAN	2602.00		1	\$251,264
		Sub Total	1	\$251,264

APPENDIX - FIRST MORTGAGE LENDING BY TOWN & CENSUS TRACT

TOWN	CENSUS TRACT		LOAN COUNT	LOAN AMOUNT
CANTON	4641.01		7	\$2,068,127
CANTON	4641.02		8	\$1,548,938
		Sub Total	15	\$3,617,065
CHAPLIN	8150.00		2	\$564,341
		Sub Total	2	\$564,341
CHESHIRE	3431.01		2	\$560,845
CHESHIRE	3431.02		2	\$694,400
CHESHIRE	3432.00		6	\$1,757,973
CHESHIRE	3433.00		2	\$606,518
CHESHIRE	3434.00		4	\$788,400
		Sub Total	16	\$4,408,136
CLINTON	6102.00		2	\$605,440
CLINTON	6103.00		2	\$789,250
		Sub Total	4	\$1,394,690
COLCHESTER	7141.01		3	\$884,450
COLCHESTER	7141.03		9	\$2,619,520
COLCHESTER	7141.04		4	\$1,155,300
		Sub Total	16	\$4,659,270
COLUMBIA	8601.00		4	\$1,243,682
		Sub Total	4	\$1,243,682
COVENTRY	8501.00		14	\$3,627,743
COVENTRY	8502.00		11	\$2,546,596
		Sub Total	25	\$6,174,339
CROMWELL	5701.00		23	\$4,298,413
CROMWELL	5702.00		9	\$2,753,285
CROMWELL	5703.00		6	\$1,909,154
		Sub Total	38	\$8,960,852

APPENDIX - FIRST MORTGAGE LENDING BY TOWN & CENSUS TRACT

TOWN	CENSUS TRACT		LOAN COUNT	LOAN AMOUNT
DANBURY	2101.01		1	\$294,500
DANBURY	2102.01		1	\$320,150
DANBURY	2103.00		1	\$321,500
DANBURY	2104.01		2	\$409,100
DANBURY	2104.02		4	\$1,102,704
DANBURY	2106.00		3	\$864,250
DANBURY	2107.02		1	\$386,650
DANBURY	2108.00		2	\$562,125
DANBURY	2112.01		2	\$412,000
DANBURY	2112.02		1	\$254,375
DANBURY	2113.00		1	\$304,000
DANBURY	2114.00		2	\$664,750
		Sub Total	21	\$5,896,104
DEEP RIVER	6201.00		2	\$504,412
		Sub Total	2	\$504,412
DERBY	1201.00		15	\$3,753,141
DERBY	1202.00		9	\$2,702,897
		Sub Total	24	\$6,456,038
DURHAM	5851.00		3	\$973,500
		Sub Total	3	\$973,500
EASTFORD	9022.00		2	\$543,200
		Sub Total	2	\$543,200
EAST GRANBY	4701.00		6	\$1,455,612
		Sub Total	6	\$1,455,612
EAST HADDAM	5951.01		4	\$1,046,000
EAST HADDAM	5951.02		8	\$1,895,127
		Sub Total	12	\$2,941,127
EAST HAMPTON	5501.00		10	\$2,641,100
EAST HAMPTON	5502.01		9	\$2,292,571
EAST HAMPTON	5502.02		5	\$1,186,882
		Sub Total	24	\$6,120,553

APPENDIX - FIRST MORTGAGE LENDING BY TOWN & CENSUS TRACT

TOWN	CENSUS TRACT		LOAN COUNT	LOAN AMOUNT
DANBURY	2101.01		1	\$294,500
DANBURY	2102.01		1	\$320,150
DANBURY	2103.00		1	\$321,500
DANBURY	2104.01		2	\$409,100
DANBURY	2104.02		4	\$1,102,704
DANBURY	2106.00		3	\$864,250
DANBURY	2107.02		1	\$386,650
DANBURY	2108.00		2	\$562,125
DANBURY	2112.01		2	\$412,000
DANBURY	2112.02		1	\$254,375
DANBURY	2113.00		1	\$304,000
DANBURY	2114.00		2	\$664,750
		Sub Total	21	\$5,896,104
DEEP RIVER	6201.00		2	\$504,412
		Sub Total	2	\$504,412
DERBY	1201.00		15	\$3,753,141
DERBY	1202.00		9	\$2,702,897
		Sub Total	24	\$6,456,038
DURHAM	5851.00		3	\$973,500
		Sub Total	3	\$973,500
EASTFORD	9022.00		2	\$543,200
		Sub Total	2	\$543,200
EAST GRANBY	4701.00		6	\$1,455,612
		Sub Total	6	\$1,455,612
EAST HADDAM	5951.01		4	\$1,046,000
EAST HADDAM	5951.02		8	\$1,895,127
		Sub Total	12	\$2,941,127

APPENDIX - FIRST MORTGAGE LENDING BY TOWN & CENSUS TRACT

TOWN	CENSUS TRACT		LOAN COUNT	LOAN AMOUNT
EAST HAMPTON	5501.00		10	\$2,641,100
EAST HAMPTON	5502.01		9	\$2,292,571
EAST HAMPTON	5502.02		5	\$1,186,882
		Sub Total	24	\$6,120,553
EAST HARTFORD	5101.00		6	\$1,374,178
EAST HARTFORD	5102.00		6	\$1,387,436
EAST HARTFORD	5103.00		9	\$2,058,844
EAST HARTFORD	5104.00		13	\$3,237,143
EAST HARTFORD	5105.00		4	\$988,734
EAST HARTFORD	5106.00		11	\$2,305,699
EAST HARTFORD	5107.00		13	\$2,718,268
EAST HARTFORD	5108.00		8	\$1,815,974
EAST HARTFORD	5109.00		17	\$4,737,630
EAST HARTFORD	5110.00		11	\$2,764,609
EAST HARTFORD	5111.00		21	\$5,317,887
EAST HARTFORD	5112.00		13	\$2,978,941
EAST HARTFORD	5113.00		11	\$2,542,985
EAST HARTFORD	5114.00		9	\$2,630,783
		Sub Total	152	\$36,859,111
EAST HAVEN	1801.01		3	\$784,755
EAST HAVEN	1801.02		4	\$1,104,614
EAST HAVEN	1802.00		5	\$1,579,167
EAST HAVEN	1803.00		2	\$505,462
EAST HAVEN	1804.00		2	\$608,000
EAST HAVEN	1805.00		13	\$3,369,869
EAST HAVEN	1806.01		2	\$586,784
EAST HAVEN	1806.02		5	\$1,372,400
		Sub Total	36	\$9,911,051

APPENDIX - FIRST MORTGAGE LENDING BY TOWN & CENSUS TRACT

TOWN	CENSUS TRACT		LOAN COUNT	LOAN AMOUNT
EAST LYME	7161.01		7	\$2,187,578
EAST LYME	7161.02		3	\$920,350
EAST LYME	8707.01		1	\$176,739
EAST LYME	8707.04		1	\$360,000
		Sub Total	12	\$3,644,667
EAST WINDSOR	4841.00		11	\$2,475,468
EAST WINDSOR	4842.00		10	\$2,309,390
		Sub Total	21	\$4,784,858
ELLINGTON	5351.00		8	\$1,790,517
ELLINGTON	5351.01		5	\$1,029,012
ELLINGTON	5351.02		2	\$435,810
ELLINGTON	5352.00		9	\$1,993,002
		Sub Total	24	\$5,248,341
ENFIELD	4803.00		12	\$3,249,393
ENFIELD	4804.00		9	\$2,427,936
ENFIELD	4805.00		14	\$3,289,278
ENFIELD	4806.00		10	\$2,509,372
ENFIELD	4807.00		8	\$1,997,213
ENFIELD	4808.00		21	\$5,314,643
ENFIELD	4809.00		11	\$2,919,065
ENFIELD	4810.00		5	\$1,281,387
ENFIELD	4811.00		18	\$4,688,367
ENFIELD	4812.00		13	\$3,489,723
ENFIELD	4813.00		14	\$3,259,817
ENFIELD	5243.00		7	\$1,629,150
		Sub Total	142	\$36,055,344
FAIRFIELD	610.00		4	\$1,583,668
FAIRFIELD	613.00		2	\$426,023
FAIRFIELD	614.00		2	\$536,000
FAIRFIELD	615.00		3	\$823,950
		Sub Total	11	\$3,369,641

APPENDIX - FIRST MORTGAGE LENDING BY TOWN & CENSUS TRACT

TOWN	CENSUS TRACT		LOAN COUNT	LOAN AMOUNT
FARMINGTON	4601.00		1	\$316,100
FARMINGTON	4602.02		4	\$897,085
FARMINGTON	4602.04		7	\$1,731,633
FARMINGTON	4603.01		6	\$1,460,005
FARMINGTON	4603.02		4	\$912,793
		Sub Total	22	\$5,317,616
FRANKLIN	7121.00		4	\$945,348
		Sub Total	4	\$945,348
GLASTONBURY	5201.00		3	\$756,823
GLASTONBURY	5202.01		1	\$350,000
GLASTONBURY	5202.02		1	\$147,000
GLASTONBURY	5203.01		3	\$688,450
GLASTONBURY	5203.02		2	\$451,500
GLASTONBURY	5204.00		4	\$869,000
GLASTONBURY	5205.01		2	\$464,380
		Sub Total	16	\$3,727,153
GOSHEN	2961.00		2	\$768,750
		Sub Total	2	\$768,750
GRANBY	4681.01		4	\$1,275,137
GRANBY	4681.02		7	\$1,729,005
		Sub Total	11	\$3,004,142
GREENWICH	106.00		1	\$424,000
		Sub Total	1	\$424,000
GRISWOLD	7091.00		3	\$808,500
GRISWOLD	7092.00		13	\$2,846,443
		Sub Total	16	\$3,654,943

APPENDIX - FIRST MORTGAGE LENDING BY TOWN & CENSUS TRACT

TOWN	CENSUS TRACT		LOAN COUNT	LOAN AMOUNT
GROTON	7021.00		5	\$1,379,486
GROTON	7023.00		2	\$584,961
GROTON	7024.00		3	\$845,725
GROTON	7025.00		6	\$1,512,100
GROTON	7026.00		1	\$254,900
GROTON	7027.00		2	\$481,000
GROTON	7028.00		5	\$1,262,089
GROTON	8702.00		8	\$1,578,066
		Sub Total	32	\$7,898,327
GUILFORD	1902.00		2	\$413,500
GUILFORD	1903.02		4	\$1,089,700
GUILFORD	1903.03		4	\$814,000
		Sub Total	10	\$2,317,200
HADDAM	5901.01		1	\$254,660
HADDAM	5901.02		3	\$912,734
		Sub Total	4	\$1,167,394
HAMDEN	1651.00		4	\$916,499
HAMDEN	1652.00		1	\$255,000
HAMDEN	1653.00		3	\$496,500
HAMDEN	1654.00		7	\$1,672,902
HAMDEN	1655.00		4	\$943,025
HAMDEN	1656.00		7	\$1,715,289
HAMDEN	1657.00		9	\$2,113,835
HAMDEN	1658.01		6	\$1,097,787
HAMDEN	1658.02		8	\$2,265,469
HAMDEN	1659.00		1	\$380,000
HAMDEN	1660.00		1	\$302,640
HAMDEN	1660.02		8	\$1,967,069
HAMDEN	1660.03		3	\$680,950
HAMDEN	1660.04		1	\$310,000
		Sub Total	63	\$15,116,965

APPENDIX - FIRST MORTGAGE LENDING BY TOWN & CENSUS TRACT

TOWN	CENSUS TRACT		LOAN COUNT	LOAN AMOUNT
HAMPTON	8200.00		1	\$185,840
		Sub Total	1	\$185,840
HARTFORD	5001.00		7	\$1,857,411
HARTFORD	5002.00		6	\$1,075,070
HARTFORD	5003.00		3	\$755,850
HARTFORD	5004.00		1	\$356,250
HARTFORD	5005.00		1	\$156,000
HARTFORD	5009.00		1	\$392,755
HARTFORD	5012.00		2	\$441,848
HARTFORD	5013.00		1	\$169,600
HARTFORD	5014.00		6	\$1,642,469
HARTFORD	5015.00		8	\$2,182,251
HARTFORD	5017.00		1	\$225,000
HARTFORD	5018.00		4	\$1,074,224
HARTFORD	5021.00		1	\$158,175
HARTFORD	5023.00		26	\$6,182,137
HARTFORD	5024.00		13	\$3,756,532
HARTFORD	5025.00		2	\$628,500
HARTFORD	5026.00		4	\$1,289,363
HARTFORD	5027.00		1	\$256,206
HARTFORD	5031.02		1	\$300,000
HARTFORD	5033.00		2	\$329,462
HARTFORD	5035.00		1	\$341,010
HARTFORD	5037.00		3	\$913,228
HARTFORD	5039.00		20	\$4,544,926
HARTFORD	5040.00		9	\$2,177,406
HARTFORD	5041.00		2	\$623,187
HARTFORD	5042.00		2	\$605,000
HARTFORD	5043.00		1	\$210,215

APPENDIX - FIRST MORTGAGE LENDING BY TOWN & CENSUS TRACT

TOWN	CENSUS TRACT		LOAN COUNT	LOAN AMOUNT
HARTFORD	5045.00		10	\$2,378,597
HARTFORD	5048.00		16	\$4,315,898
HARTFORD	5049.00		12	\$3,134,169
HARTFORD	5244.00		7	\$1,862,724
HARTFORD	5245.01		5	\$1,498,173
HARTFORD	5246.00		1	\$285,250
HARTFORD	5247.00		13	\$2,915,389
		Sub Total	193	\$49,034,275
HARTLAND	3301.00		2	\$632,961
		Sub Total	2	\$632,961
HARWINTON	2983.00		6	\$1,542,362
HARWINTON	2984.00		3	\$714,192
		Sub Total	9	\$2,256,554
HEBRON	5261.01		8	\$2,022,362
HEBRON	5261.02		1	\$262,667
		Sub Total	9	\$2,285,029
KILLINGLY	9041.01		2	\$648,929
KILLINGLY	9041.02		1	\$246,533
KILLINGLY	9044.00		1	\$368,503
KILLINGLY	9045.00		5	\$1,228,657
		Sub Total	9	\$2,492,622
KILLINGWORTH	6401.00		3	\$602,522
		Sub Total	3	\$602,522
LEBANON	8701.00		9	\$2,634,606
		Sub Total	9	\$2,634,606
LEDYARD	7011.00		12	\$2,875,590
LEDYARD	7012.00		9	\$2,349,455
		Sub Total	21	\$5,225,045
LISBON	7101.00		2	\$827,532
		Sub Total	2	\$827,532

APPENDIX - FIRST MORTGAGE LENDING BY TOWN & CENSUS TRACT

TOWN	CENSUS TRACT		LOAN COUNT	LOAN AMOUNT
LITCHFIELD	3004.00		3	\$655,115
LITCHFIELD	3005.00		7	\$1,834,375
		Sub Total	10	\$2,489,490
MADISON	1941.02		1	\$309,600
MADISON	1942.02		4	\$1,341,350
		Sub Total	5	\$1,650,950
MANCHESTER	5141.01		5	\$1,502,810
MANCHESTER	5141.02		1	\$326,108
MANCHESTER	5141.04		7	\$1,640,184
MANCHESTER	5142.00		4	\$887,505
MANCHESTER	5143.00		17	\$4,331,717
MANCHESTER	5144.00		16	\$3,914,732
MANCHESTER	5145.00		17	\$4,132,037
MANCHESTER	5146.00		7	\$1,970,017
MANCHESTER	5147.00		4	\$912,200
MANCHESTER	5148.00		5	\$1,082,085
MANCHESTER	5149.00		6	\$1,726,775
MANCHESTER	5150.00		6	\$1,606,717
MANCHESTER	5151.01		4	\$757,459
MANCHESTER	5151.02		3	\$641,750
MANCHESTER	5152.00		1	\$380,000
		Sub Total	103	\$25,812,096
MANSFIELD	8811.00		5	\$1,461,119
MANSFIELD	8813.00		2	\$491,450
MANSFIELD	8815.00		3	\$713,528
		Sub Total	10	\$2,666,097
MARLBOROUGH	5241.00		6	\$1,534,840
		Sub Total	6	\$1,534,840

APPENDIX - FIRST MORTGAGE LENDING BY TOWN & CENSUS TRACT

TOWN	CENSUS TRACT		LOAN COUNT	LOAN AMOUNT
MERIDEN	1701.00		1	\$319,113
MERIDEN	1702.00		2	\$457,060
MERIDEN	1703.00		5	\$1,185,519
MERIDEN	1704.00		2	\$509,250
MERIDEN	1705.00		13	\$3,634,819
MERIDEN	1706.00		7	\$1,559,410
MERIDEN	1707.00		7	\$1,735,337
MERIDEN	1708.00		19	\$4,541,428
MERIDEN	1709.00		4	\$1,151,955
MERIDEN	1710.00		3	\$732,288
MERIDEN	1711.00		11	\$2,499,105
MERIDEN	1712.00		1	\$230,000
MERIDEN	1712.01		8	\$1,746,691
MERIDEN	1712.02		6	\$1,508,279
MERIDEN	1713.00		8	\$2,101,197
MERIDEN	1714.00		3	\$567,665
MERIDEN	1715.00		3	\$739,000
MERIDEN	1716.00		15	\$3,105,716
MERIDEN	1717.00		6	\$1,665,377
		Sub Total	124	\$29,989,209
MIDDLEBURY	3441.00		5	\$1,403,600
		Sub Total	5	\$1,403,600
MIDDLEFIELD	5801.00		6	\$1,622,745
		Sub Total	6	\$1,622,745
MIDDLETOWN	5411.00		1	\$250,000
MIDDLETOWN	5412.00		6	\$1,478,245
MIDDLETOWN	5413.00		4	\$946,515
MIDDLETOWN	5413.01		15	\$2,520,747
MIDDLETOWN	5413.02		17	\$2,992,761

APPENDIX - FIRST MORTGAGE LENDING BY TOWN & CENSUS TRACT

TOWN	CENSUS TRACT		LOAN COUNT	LOAN AMOUNT
MIDDLETOWN	5414.01		4	\$1,245,065
MIDDLETOWN	5414.02		5	\$1,300,274
MIDDLETOWN	5415.00		3	\$700,806
MIDDLETOWN	5417.00		4	\$946,396
MIDDLETOWN	5420.00		7	\$1,619,219
MIDDLETOWN	5421.00		4	\$877,500
MIDDLETOWN	5422.00		3	\$787,513
MIDDLETOWN	6802.00		7	\$1,879,237
		Sub Total	80	\$17,544,278
MILFORD	1501.00		2	\$601,250
MILFORD	1502.00		1	\$280,000
MILFORD	1503.00		7	\$1,941,375
MILFORD	1505.00		3	\$869,750
MILFORD	1506.00		2	\$441,600
MILFORD	1507.00		1	\$327,000
MILFORD	1508.00		1	\$135,000
MILFORD	1509.00		1	\$459,675
MILFORD	1510.00		1	\$423,000
MILFORD	1511.00		1	\$486,034
MILFORD	1512.00		4	\$1,164,650
		Sub Total	24	\$7,129,334
MONROE	1001.00		3	\$742,000
MONROE	1003.00		3	\$1,100,431
		Sub Total	6	\$1,842,431
MONTVILLE	6952.01		2	\$566,434
MONTVILLE	6952.02		7	\$1,721,214
MONTVILLE	8705.01		12	\$3,063,177
MONTVILLE	8705.02		2	\$673,104
		Sub Total	23	\$6,023,929

APPENDIX - FIRST MORTGAGE LENDING BY TOWN & CENSUS TRACT

TOWN	CENSUS TRACT		LOAN COUNT	LOAN AMOUNT
NAUGATUCK	3451.00		17	\$4,372,543
NAUGATUCK	3452.01		9	\$2,312,570
NAUGATUCK	3452.02		3	\$687,250
NAUGATUCK	3453.00		14	\$3,573,770
NAUGATUCK	3454.00		14	\$3,211,851
		Sub Total	57	\$14,157,984
NEW BRITAIN	4153.00		2	\$540,002
NEW BRITAIN	4154.00		19	\$4,452,952
NEW BRITAIN	4155.00		3	\$828,600
NEW BRITAIN	4156.00		7	\$1,827,055
NEW BRITAIN	4157.00		4	\$1,128,529
NEW BRITAIN	4158.00		2	\$418,648
NEW BRITAIN	4159.00		1	\$256,364
NEW BRITAIN	4160.00		6	\$1,425,542
NEW BRITAIN	4161.00		10	\$2,613,876
NEW BRITAIN	4162.00		3	\$557,106
NEW BRITAIN	4163.00		10	\$2,293,835
NEW BRITAIN	4164.00		9	\$2,126,218
NEW BRITAIN	4165.00		12	\$3,129,926
NEW BRITAIN	4166.00		5	\$1,382,399
NEW BRITAIN	4167.00		20	\$4,661,556
NEW BRITAIN	4168.00		9	\$2,257,535
NEW BRITAIN	4171.00		1	\$149,300
NEW BRITAIN	4172.00		3	\$634,623
NEW BRITAIN	4174.00		6	\$1,084,550
NEW BRITAIN	4175.00		11	\$1,933,451
		Sub Total	143	\$33,702,067
NEW CANAAN	351.00		1	\$305,150
		Sub Total	1	\$305,150

APPENDIX - FIRST MORTGAGE LENDING BY TOWN & CENSUS TRACT

TOWN	CENSUS TRACT		LOAN COUNT	LOAN AMOUNT
NEW FAIRFIELD	2201.00		1	\$396,900
NEW FAIRFIELD	2203.00		1	\$360,000
		Sub Total	2	\$756,900
NEW HARTFORD	3061.00		18	\$4,001,035
NEW HARTFORD	5205.01		1	\$185,000
		Sub Total	19	\$4,186,035
NEW HAVEN	1403.00		1	\$239,000
NEW HAVEN	1404.00		2	\$315,000
NEW HAVEN	1405.00		4	\$1,094,635
NEW HAVEN	1406.00		2	\$388,416
NEW HAVEN	1407.00		1	\$107,139
NEW HAVEN	1408.00		3	\$1,043,865
NEW HAVEN	1409.00		1	\$212,500
NEW HAVEN	1411.00		1	\$206,400
NEW HAVEN	1412.00		9	\$2,337,269
NEW HAVEN	1413.01		1	\$228,200
NEW HAVEN	1414.00		2	\$402,039
NEW HAVEN	1415.00		6	\$1,676,635
NEW HAVEN	1416.00		2	\$344,925
NEW HAVEN	1423.00		4	\$931,584
NEW HAVEN	1424.00		1	\$165,000
NEW HAVEN	1425.00		4	\$811,066
NEW HAVEN	1426.01		4	\$923,745
NEW HAVEN	1426.03		1	\$205,000
NEW HAVEN	1426.05		4	\$1,077,142
NEW HAVEN	1427.00		7	\$1,825,633
NEW HAVEN	1428.00		8	\$2,267,698
		Sub Total	68	\$16,802,891

APPENDIX - FIRST MORTGAGE LENDING BY TOWN & CENSUS TRACT

TOWN	CENSUS TRACT		LOAN COUNT	LOAN AMOUNT
NEWINGTON	4941.00		27	\$5,984,479
NEWINGTON	4942.01		7	\$1,721,952
NEWINGTON	4942.02		7	\$1,351,850
NEWINGTON	4943.00		18	\$4,190,543
NEWINGTON	4944.00		15	\$4,208,687
NEWINGTON	4945.00		28	\$6,555,701
NEWINGTON	4946.00		11	\$2,368,379
		Sub Total	113	\$26,381,591
NEW LONDON	6903.00		20	\$5,148,377
NEW LONDON	6904.00		3	\$784,386
NEW LONDON	6905.00		3	\$595,100
NEW LONDON	6907.00		1	\$293,733
NEW LONDON	6908.00		3	\$808,050
NEW LONDON	6909.00		4	\$929,900
NEW LONDON	6935.00		1	\$110,000
NEW LONDON	8703.00		8	\$1,844,440
		Sub Total	43	\$10,513,986
NEW MILFORD	2531.00		1	\$350,000
NEW MILFORD	2532.00		3	\$928,913
NEW MILFORD	2535.00		2	\$420,622
NEW MILFORD	4257.00		3	\$679,000
		Sub Total	9	\$2,378,535
NEWTOWN	2301.00		6	\$1,682,200
NEWTOWN	2304.00		5	\$1,899,630
NEWTOWN	2305.01		2	\$484,200
NEWTOWN	2305.02		1	\$308,000
		Sub Total	14	\$4,374,030
NORFOLK	4256.01		2	\$501,853
		Sub Total	2	\$501,853

APPENDIX - FIRST MORTGAGE LENDING BY TOWN & CENSUS TRACT

TOWN	CENSUS TRACT		LOAN COUNT	LOAN AMOUNT
NORTH BRANFORD	1861.00		7	\$1,689,410
NORTH BRANFORD	1862.00		3	\$862,930
		Sub Total	10	\$2,552,340
NORTH CANAAN	2602.00		3	\$757,400
		Sub Total	3	\$757,400
NORTH HAVEN	1671.01		1	\$257,050
NORTH HAVEN	1671.02		3	\$942,086
NORTH HAVEN	1672.01		6	\$1,788,615
NORTH HAVEN	1672.02		6	\$1,921,250
NORTH HAVEN	1673.00		3	\$687,920
NORTH HAVEN	1673.01		1	\$349,200
		Sub Total	20	\$5,946,121
NORTH STONINGTON	7071.00		2	\$680,400
		Sub Total	2	\$680,400
NORWALK	426.00		1	\$329,000
NORWALK	427.00		3	\$763,950
NORWALK	428.00		1	\$347,700
NORWALK	430.00		1	\$488,750
NORWALK	431.00		3	\$1,169,968
NORWALK	432.00		1	\$290,000
NORWALK	433.00		1	\$498,750
NORWALK	434.00		5	\$1,538,800
NORWALK	435.00		1	\$408,000
NORWALK	436.00		2	\$771,121
NORWALK	437.00		2	\$499,350
NORWALK	438.00		8	\$2,410,151
NORWALK	439.00		1	\$306,000
NORWALK	440.00		6	\$1,839,250
NORWALK	443.00		1	\$142,424
NORWALK	444.00		2	\$691,200
NORWALK	445.00		2	\$627,140
		Sub Total	41	\$13,121,554

APPENDIX - FIRST MORTGAGE LENDING BY TOWN & CENSUS TRACT

TOWN	CENSUS TRACT		LOAN COUNT	LOAN AMOUNT
NORWICH	6961.00		12	\$2,400,917
NORWICH	6962.00		14	\$3,188,126
NORWICH	6963.00		3	\$641,027
NORWICH	6964.01		13	\$2,880,931
NORWICH	6965.00		7	\$1,453,395
NORWICH	6966.00		8	\$2,091,374
NORWICH	6967.00		1	\$264,000
NORWICH	6967.01		13	\$2,661,825
NORWICH	6968.00		6	\$1,349,056
NORWICH	6970.00		15	\$3,011,109
		Sub Total	92	\$19,941,760
OLD LYME	6601.01		1	\$224,852
OLD LYME	6601.03		2	\$587,000
		Sub Total	3	\$811,852
ORANGE	1574.00		3	\$1,186,112
		Sub Total	3	\$1,186,112
OXFORD	3461.01		4	\$989,500
OXFORD	3461.02		6	\$1,742,552
		Sub Total	10	\$2,732,052
PLAINFIELD	9071.00		6	\$1,629,207
PLAINFIELD	9072.00		5	\$1,212,413
PLAINFIELD	9073.00		6	\$1,140,936
		Sub Total	17	\$3,982,556
PLAINVILLE	4204.00		10	\$2,475,060
PLAINVILLE	4205.00		8	\$1,926,457
PLAINVILLE	4206.00		1	\$195,500
PLAINVILLE	4206.01		14	\$3,193,209
PLAINVILLE	4206.02		9	\$2,006,975
PLAINVILLE	4207.00		10	\$2,270,032
		Sub Total	52	\$12,067,233

APPENDIX - FIRST MORTGAGE LENDING BY TOWN & CENSUS TRACT

TOWN	CENSUS TRACT		LOAN COUNT	LOAN AMOUNT
PLYMOUTH	4056.00		1	\$270,019
PLYMOUTH	4253.00		13	\$3,250,429
PLYMOUTH	4254.00		5	\$1,179,034
PLYMOUTH	4255.00		6	\$1,476,557
		Sub Total	25	\$6,176,039
POMFRET	9025.00		1	\$260,000
		Sub Total	1	\$260,000
PORTLAND	5601.00		5	\$1,295,171
PORTLAND	5602.00		8	\$1,983,466
		Sub Total	13	\$3,278,637
PRESTON	7001.00		2	\$497,275
		Sub Total	2	\$497,275
PROSPECT	3471.00		12	\$3,444,694
PROSPECT	3472.00		5	\$1,291,710
		Sub Total	17	\$4,736,404
PUTNAM	9031.01		1	\$208,550
PUTNAM	9031.02		1	\$225,834
		Sub Total	2	\$434,384
REDDING	2401.00		1	\$249,000
		Sub Total	1	\$249,000
RIDGEFIELD	2451.00		1	\$318,750
		Sub Total	1	\$318,750
ROCKY HILL	4901.00		7	\$1,669,480
ROCKY HILL	4903.03		2	\$538,939
ROCKY HILL	4903.04		1	\$374,500
ROCKY HILL	5242.00		11	\$2,891,590
		Sub Total	21	\$5,474,509
SALEM	7151.00		2	\$575,250
		Sub Total	2	\$575,250

APPENDIX - FIRST MORTGAGE LENDING BY TOWN & CENSUS TRACT

TOWN	CENSUS TRACT		LOAN COUNT	LOAN AMOUNT
SCOTLAND	8250.00		2	\$455,250
		Sub Total	2	\$455,250
SEYMOUR	1301.01		1	\$412,250
SEYMOUR	1301.02		5	\$1,554,558
SEYMOUR	1302.00		1	\$271,250
SEYMOUR	1302.01		2	\$499,024
SEYMOUR	1302.02		4	\$1,146,395
		Sub Total	13	\$3,883,477
SHARON	2621.00		1	\$157,102
		Sub Total	1	\$157,102
SHELTON	1101.00		2	\$521,000
SHELTON	1102.01		10	\$3,324,712
SHELTON	1102.02		6	\$1,923,400
SHELTON	1103.01		3	\$715,255
SHELTON	1103.02		2	\$486,600
SHELTON	1105.00		4	\$1,415,600
SHELTON	1106.00		3	\$874,286
SHELTON	1106.02		1	\$531,000
		Sub Total	31	\$9,791,853
SHERMAN	2571.00		1	\$412,000
		Sub Total	1	\$412,000
SIMSBURY	4661.01		3	\$564,290
SIMSBURY	4661.02		3	\$696,543
SIMSBURY	4662.01		2	\$572,500
SIMSBURY	4662.02		1	\$441,849
SIMSBURY	4663.00		2	\$707,538
SIMSBURY	4664.00		2	\$406,700
		Sub Total	13	\$3,389,420
SOMERS	5382.01		3	\$798,481
SOMERS	5382.02		5	\$1,634,701
		Sub Total	8	\$2,433,182

APPENDIX - FIRST MORTGAGE LENDING BY TOWN & CENSUS TRACT

TOWN	CENSUS TRACT		LOAN COUNT	LOAN AMOUNT
SOUTHBURY	3481.23		7	\$2,047,889
SOUTHBURY	3481.24		1	\$176,000
SOUTHBURY	3481.25		1	\$211,105
		Sub Total	9	\$2,434,994
SOUTHINGTON	4301.00		9	\$2,514,501
SOUTHINGTON	4302.01		10	\$1,794,290
SOUTHINGTON	4302.02		6	\$1,803,098
SOUTHINGTON	4302.03		7	\$1,595,452
SOUTHINGTON	4303.01		5	\$1,357,637
SOUTHINGTON	4303.02		12	\$3,154,280
SOUTHINGTON	4304.00		5	\$1,178,395
SOUTHINGTON	4305.00		3	\$849,971
SOUTHINGTON	4305.01		1	\$360,000
SOUTHINGTON	4305.02		3	\$1,048,650
SOUTHINGTON	4306.01		4	\$1,020,600
SOUTHINGTON	4306.02		8	\$2,085,342
SOUTHINGTON	4306.03		2	\$320,015
SOUTHINGTON	4306.04		2	\$150,950
		Sub Total	77	\$19,233,181
SOUTH WINDSOR	4871.00		12	\$3,662,667
SOUTH WINDSOR	4872.01		4	\$1,098,936
SOUTH WINDSOR	4873.00		4	\$987,670
SOUTH WINDSOR	4874.00		2	\$459,458
SOUTH WINDSOR	4875.00		12	\$2,666,810
		Sub Total	34	\$8,875,541
SPRAGUE	7111.00		2	\$440,003
		Sub Total	2	\$440,003

APPENDIX - FIRST MORTGAGE LENDING BY TOWN & CENSUS TRACT

TOWN	CENSUS TRACT		LOAN COUNT	LOAN AMOUNT
STAFFORD	8901.00		10	\$2,282,030
STAFFORD	8902.01		7	\$1,660,911
STAFFORD	8902.02		4	\$1,082,000
STAFFORD	8902.04		1	\$248,000
		Sub Total	22	\$5,272,941
STAMFORD	206.00		1	\$385,000
STAMFORD	209.00		1	\$167,280
STAMFORD	210.00		1	\$344,000
STAMFORD	211.00		1	\$168,000
STAMFORD	212.00		3	\$1,280,853
STAMFORD	213.00		2	\$743,000
STAMFORD	215.01		1	\$256,500
STAMFORD	216.01		2	\$533,250
STAMFORD	217.00		1	\$219,000
STAMFORD	217.02		1	\$302,000
STAMFORD	218.01		6	\$1,649,970
STAMFORD	218.02		5	\$1,595,550
STAMFORD	219.00		2	\$890,000
STAMFORD	220.00		1	\$220,000
STAMFORD	221.02		4	\$1,356,950
STAMFORD	222.01		1	\$168,000
STAMFORD	222.02		1	\$414,000
		Sub Total	34	\$10,693,353
STERLING	9081.00		1	\$314,204
		Sub Total	1	\$314,204
STONINGTON	7051.01		3	\$808,931
STONINGTON	7051.02		2	\$568,420
STONINGTON	7054.00		3	\$829,300
		Sub Total	8	\$2,206,651

APPENDIX - FIRST MORTGAGE LENDING BY TOWN & CENSUS TRACT

TOWN	CENSUS TRACT		LOAN COUNT	LOAN AMOUNT
STRATFORD	801.00		5	\$1,519,020
STRATFORD	802.00		4	\$1,295,219
STRATFORD	804.00		8	\$2,548,584
STRATFORD	805.00		1	\$250,000
STRATFORD	806.00		3	\$828,895
STRATFORD	808.00		3	\$1,036,135
STRATFORD	809.00		6	\$1,867,550
STRATFORD	810.00		1	\$394,153
STRATFORD	811.00		8	\$2,981,240
STRATFORD	812.00		5	\$1,557,318
STRATFORD	813.00		5	\$1,228,860
		Sub Total	49	\$15,506,974
SUFFIELD	4771.01		1	\$317,000
SUFFIELD	4771.02		5	\$1,203,735
SUFFIELD	4771.03		4	\$1,008,811
SUFFIELD	4772.00		1	\$240,000
		Sub Total	11	\$2,769,546
THOMASTON	3491.00		9	\$2,175,106
THOMASTON	3492.00		7	\$1,905,128
		Sub Total	16	\$4,080,234
THOMPSON	9001.00		2	\$567,270
THOMPSON	9002.00		1	\$314,204
		Sub Total	3	\$881,474
TOLLAND	5331.01		6	\$1,558,407
TOLLAND	5331.02		10	\$2,644,720
TOLLAND	5331.03		7	\$1,767,650
TOLLAND	5331.04		3	\$975,428
TOLLAND	8901.00		1	\$172,975
		Sub Total	27	\$7,119,180

APPENDIX - FIRST MORTGAGE LENDING BY TOWN & CENSUS TRACT

TOWN	CENSUS TRACT		LOAN COUNT	LOAN AMOUNT
TORRINGTON	3101.00		18	\$4,016,195
TORRINGTON	3102.00		6	\$1,446,233
TORRINGTON	3103.00		2	\$276,900
TORRINGTON	3104.00		12	\$2,690,877
TORRINGTON	3105.00		12	\$2,832,926
TORRINGTON	3106.01		7	\$1,875,832
TORRINGTON	3106.02		15	\$3,485,437
TORRINGTON	3107.00		17	\$3,602,111
TORRINGTON	3108.01		7	\$1,359,213
TORRINGTON	3108.03		22	\$5,277,689
TORRINGTON	3108.04		7	\$1,469,959
		Sub Total	125	\$28,333,372
TRUMBULL	902.00		3	\$1,386,750
TRUMBULL	903.00		1	\$477,500
TRUMBULL	904.00		2	\$798,362
TRUMBULL	905.00		6	\$1,915,725
TRUMBULL	907.00		1	\$440,000
		Sub Total	13	\$5,018,337
VERNON	5301.00		5	\$1,009,807
VERNON	5302.00		14	\$3,588,426
VERNON	5302.02		1	\$328,830
VERNON	5303.01		7	\$1,579,713
VERNON	5303.02		1	\$346,250
VERNON	5304.00		6	\$1,286,784
VERNON	5305.00		3	\$637,425
VERNON	5306.00		8	\$2,041,510
		Sub Total	45	\$10,818,745

APPENDIX - FIRST MORTGAGE LENDING BY TOWN & CENSUS TRACT

TOWN	CENSUS TRACT		LOAN COUNT	LOAN AMOUNT
VOLUNTOWN	7081.00		3	\$863,752
		Sub Total	3	\$863,752
WALLINGFORD	1752.00		3	\$497,200
WALLINGFORD	1753.00		4	\$1,229,903
WALLINGFORD	1754.00		4	\$1,080,625
WALLINGFORD	1755.02		6	\$1,221,332
WALLINGFORD	1756.00		8	\$2,403,406
WALLINGFORD	1757.00		1	\$320,654
WALLINGFORD	1758.00		3	\$930,752
WALLINGFORD	1759.00		7	\$1,467,285
WALLINGFORD	1760.00		3	\$608,000
		Sub Total	39	\$9,759,157
WATERBURY	3472.00		1	\$230,743
WATERBURY	3502.00		7	\$1,722,250
WATERBURY	3503.00		1	\$152,192
WATERBURY	3504.00		5	\$1,298,559
WATERBURY	3505.00		2	\$536,296
WATERBURY	3508.00		4	\$921,696
WATERBURY	3509.00		3	\$682,914
WATERBURY	3510.00		9	\$2,130,889
WATERBURY	3511.00		8	\$1,605,469
WATERBURY	3512.00		1	\$176,027
WATERBURY	3513.00		20	\$4,242,470
WATERBURY	3514.00		10	\$2,219,610
WATERBURY	3515.00		13	\$2,843,144
WATERBURY	3516.01		5	\$922,866
WATERBURY	3516.02		21	\$5,167,224
WATERBURY	3517.00		2	\$586,842
WATERBURY	3518.00		9	\$1,699,033
WATERBURY	3519.00		9	\$1,922,250

APPENDIX - FIRST MORTGAGE LENDING BY TOWN & CENSUS TRACT

TOWN	CENSUS TRACT		LOAN COUNT	LOAN AMOUNT
WATERBURY	3520.00		9	\$2,490,768
WATERBURY	3521.00		13	\$2,610,206
WATERBURY	3522.00		1	\$196,377
WATERBURY	3523.00		6	\$1,126,693
WATERBURY	3524.00		7	\$2,087,682
WATERBURY	3525.00		8	\$1,526,201
WATERBURY	3526.00		17	\$3,636,428
WATERBURY	3527.01		7	\$1,210,156
WATERBURY	3527.02		18	\$4,290,174
WATERBURY	3528.00		12	\$2,869,822
		Sub Total	228	\$51,104,981
WATERFORD	6933.00		4	\$993,240
WATERFORD	6934.00		11	\$2,766,324
WATERFORD	6935.00		1	\$314,572
WATERFORD	6936.00		5	\$1,297,111
WATERFORD	6937.00		7	\$1,622,155
		Sub Total	28	\$6,993,402
WATERTOWN	3601.00		8	\$2,107,025
WATERTOWN	3602.00		7	\$1,681,976
WATERTOWN	3603.00		3	\$775,375
WATERTOWN	3604.00		11	\$2,900,816
		Sub Total	29	\$7,465,192
WESTBROOK	6801.00		1	\$328,042
WESTBROOK	6801.01		1	\$416,250
WESTBROOK	6801.02		1	\$160,550
		Sub Total	3	\$904,842

APPENDIX - FIRST MORTGAGE LENDING BY TOWN & CENSUS TRACT

TOWN	CENSUS TRACT		LOAN COUNT	LOAN AMOUNT
WEST HARTFORD	4961.00		1	\$258,000
WEST HARTFORD	4962.00		10	\$2,902,765
WEST HARTFORD	4963.00		5	\$1,473,721
WEST HARTFORD	4964.00		4	\$863,917
WEST HARTFORD	4967.00		10	\$2,933,021
WEST HARTFORD	4968.00		4	\$1,206,428
WEST HARTFORD	4969.00		3	\$864,036
WEST HARTFORD	4971.00		5	\$952,850
WEST HARTFORD	4975.00		2	\$636,400
		Sub Total	44	\$12,091,138
WEST HAVEN	1541.02		6	\$1,717,826
WEST HAVEN	1542.00		1	\$148,000
WEST HAVEN	1545.00		4	\$1,443,596
WEST HAVEN	1546.00		6	\$1,844,657
WEST HAVEN	1547.00		4	\$1,088,800
WEST HAVEN	1548.00		6	\$1,830,473
WEST HAVEN	1549.00		2	\$562,503
WEST HAVEN	1550.00		3	\$840,050
WEST HAVEN	1551.00		2	\$622,182
WEST HAVEN	3615.00		4	\$966,603
		Sub Total	38	\$11,064,690
WESTON	551.00		1	\$509,767
		Sub Total	1	\$509,767

APPENDIX - FIRST MORTGAGE LENDING BY TOWN & CENSUS TRACT

TOWN	CENSUS TRACT		LOAN COUNT	LOAN AMOUNT
WETHERSFIELD	4921.00		9	\$2,172,458
WETHERSFIELD	4922.00		8	\$2,364,119
WETHERSFIELD	4923.00		15	\$4,026,563
WETHERSFIELD	4924.00		6	\$1,663,750
WETHERSFIELD	4926.00		7	\$2,071,725
		Sub Total	45	\$12,298,615
WILLINGTON	8401.00		2	\$583,087
		Sub Total	2	\$583,087
WILTON	452.00		1	\$360,000
		Sub Total	1	\$360,000
WINCHESTER	3201.00		1	\$203,500
WINCHESTER	3201.01		3	\$667,155
WINCHESTER	3201.02		13	\$3,211,966
WINCHESTER	3202.00		10	\$2,191,224
		Sub Total	27	\$6,273,845
WINDHAM	8003.00		11	\$2,824,063
WINDHAM	8004.00		7	\$1,774,236
WINDHAM	8005.01		6	\$1,305,631
WINDHAM	8005.02		5	\$1,239,743
WINDHAM	8006.00		2	\$417,000
WINDHAM	8007.00		6	\$1,384,530
		Sub Total	37	\$8,945,203

APPENDIX - FIRST MORTGAGE LENDING BY TOWN & CENSUS TRACT

TOWN	CENSUS TRACT		LOAN COUNT	LOAN AMOUNT
WINDSOR	4731.00		21	\$5,762,473
WINDSOR	4734.00		2	\$604,200
WINDSOR	4735.01		7	\$2,200,966
WINDSOR	4735.02		7	\$1,432,962
WINDSOR	4736.01		7	\$1,889,443
WINDSOR	4736.02		1	\$255,290
WINDSOR	4737.00		20	\$5,111,579
WINDSOR	4738.00		6	\$1,577,443
		Sub Total	71	\$18,834,356
WINDSOR LOCKS	4761.00		10	\$2,636,668
WINDSOR LOCKS	4762.00		9	\$2,404,552
WINDSOR LOCKS	4763.00		15	\$3,174,834
		Sub Total	34	\$8,216,054
WOLCOTT	3611.00		20	\$4,965,875
WOLCOTT	3612.00		14	\$3,486,975
WOLCOTT	3613.00		11	\$2,858,070
		Sub Total	45	\$11,310,920
WOODBURY	3621.01		7	\$1,330,250
WOODBURY	3621.02		2	\$573,425
		Sub Total	9	\$1,903,675
WOODSTOCK	9011.02		1	\$369,250
		Sub Total	1	\$369,250
		Grand Total	3971	\$1,002,134,273

APPENDIX - DOWN PAYMENT ASSISTANCE LENDING BY TOWN & CENSUS TRACT

TOWN	CENSUS TRACT		LOAN COUNT	LOAN AMOUNT
ANDOVER	5281.00		5	72,353.00
		Sub Total	5	72,353.00
ANSONIA	1251.00		3	40,375.00
ANSONIA	1252.00		3	49,527.00
ANSONIA	1253.00		5	71,130.00
ANSONIA	1254.00		3	50,334.00
		Sub Total	14	211,366.00
AVON	4621.01		2	40,000.00
AVON	4621.02		2	28,010.00
AVON	4622.01		1	20,000.00
		Sub Total	5	88,010.00
BEACON FALLS	3411.00		12	167,181.00
		Sub Total	12	167,181.00
BERLIN	4001.00		3	60,000.00
BERLIN	4001.01		2	29,550.00
BERLIN	4001.02		3	39,500.00
BERLIN	4002.00		2	23,702.00
BERLIN	4003.00		11	189,375.00
		Sub Total	21	342,127.00
BETHEL	2001.00		2	23,950.00
BETHEL	2002.00		2	40,000.00
		Sub Total	4	63,950.00
BETHLEHEM	3421.00		2	35,000.00
		Sub Total	2	35,000.00
BLOOMFIELD	4711.00		6	84,895.00
BLOOMFIELD	4712.00		6	58,300.00
BLOOMFIELD	4713.00		6	82,360.00
BLOOMFIELD	4714.00		3	48,000.00
BLOOMFIELD	4715.00		6	99,991.00
		Sub Total	27	373,546.00

APPENDIX - DOWN PAYMENT ASSISTANCE LENDING BY TOWN & CENSUS TRACT

TOWN	CENSUS TRACT		LOAN COUNT	LOAN AMOUNT
BOLTON	5291.00		2	\$37,500
		Sub Total	2	\$37,500
BOZRAH	7131.00		2	\$18,991
		Sub Total	2	\$18,991
BRANFORD	1841.01		1	\$20,000
BRANFORD	1842.00		2	\$35,500
BRANFORD	1845.00		1	\$14,430
BRANFORD	1847.00		1	\$7,000
		Sub Total	5	\$76,930
BRIDGEPORT	701.00		1	\$19,000
BRIDGEPORT	706.00		1	\$12,800
BRIDGEPORT	709.00		2	\$33,387
BRIDGEPORT	710.00		1	\$15,000
BRIDGEPORT	714.00		1	\$16,734
BRIDGEPORT	719.00		2	\$19,020
BRIDGEPORT	720.00		2	\$33,200
BRIDGEPORT	721.00		4	\$69,475
BRIDGEPORT	723.00		3	\$60,000
BRIDGEPORT	724.00		2	\$33,600
BRIDGEPORT	725.00		4	\$58,373
BRIDGEPORT	726.00		7	\$91,193
BRIDGEPORT	727.00		1	\$17,465
BRIDGEPORT	729.00		5	\$79,669
BRIDGEPORT	730.00		2	\$21,000
BRIDGEPORT	731.00		3	\$44,346
BRIDGEPORT	732.00		2	\$35,131
BRIDGEPORT	733.00		2	\$39,500
BRIDGEPORT	734.00		3	\$39,600
BRIDGEPORT	735.00		1	\$20,000
BRIDGEPORT	740.00		1	\$10,000
BRIDGEPORT	743.00		2	\$26,537
BRIDGEPORT	744.00		2	\$35,334
BRIDGEPORT	2572.00		3	\$60,000
		Sub Total	57	\$890,364

APPENDIX - DOWN PAYMENT ASSISTANCE LENDING BY TOWN & CENSUS TRACT

TOWN	CENSUS TRACT		LOAN COUNT	LOAN AMOUNT
BRIDGEWATER	2501.00		1	\$13,000
		Sub Total	1	\$13,000
BRISTOL	4051.00		2	\$26,600
BRISTOL	4052.00		10	\$157,687
BRISTOL	4053.00		11	\$151,565
BRISTOL	4054.01		7	\$112,671
BRISTOL	4054.02		6	\$61,280
BRISTOL	4055.00		10	\$154,322
BRISTOL	4056.00		9	\$136,093
BRISTOL	4057.00		4	\$59,500
BRISTOL	4058.00		3	\$49,100
BRISTOL	4058.01		6	\$73,245
BRISTOL	4058.02		8	\$125,960
BRISTOL	4059.00		10	\$145,058
BRISTOL	4060.01		5	\$66,870
BRISTOL	4060.02		4	\$58,850
BRISTOL	4061.00		1	\$19,152
		Sub Total	96	\$1,397,953
BROOKFIELD	2051.00		1	\$20,000
BROOKFIELD	2052.00		1	\$20,000
BROOKFIELD	2053.00		2	\$24,080
		Sub Total	4	\$64,080
BROOKLYN	9051.01		1	\$18,323
		Sub Total	1	\$18,323
BURLINGTON	4101.02		1	\$20,000
		Sub Total	1	\$20,000
CANAAN	2602.00		1	\$10,235
		Sub Total	1	\$10,235
CANTON	4641.01		5	\$83,210
CANTON	4641.02		3	\$17,750
		Sub Total	8	\$100,960

APPENDIX - DOWN PAYMENT ASSISTANCE LENDING BY TOWN & CENSUS TRACT

TOWN	CENSUS TRACT		LOAN COUNT	LOAN AMOUNT
CHAPLIN	8150.00		1	\$11,000
		Sub Total	1	\$11,000
CHESHIRE	3431.02		2	\$35,000
CHESHIRE	3432.00		4	\$52,290
CHESHIRE	3433.00		1	\$13,200
CHESHIRE	3434.00		1	\$20,000
		Sub Total	8	\$120,490
CLINTON	6102.00		2	\$30,080
		Sub Total	2	\$30,080
COLCHESTER	7141.01		4	\$65,042
COLCHESTER	7141.03		4	\$59,210
COLCHESTER	7141.04		4	\$59,900
		Sub Total	12	\$184,152
COLUMBIA	8601.00		2	\$34,400
		Sub Total	2	\$34,400
COVENTRY	8501.00		9	\$130,289
COVENTRY	8502.00		5	\$79,700
		Sub Total	14	\$209,989
CROMWELL	5701.00		10	\$118,470
CROMWELL	5702.00		1	\$12,200
CROMWELL	5703.00		1	\$14,956
		Sub Total	12	\$145,626
DANBURY	2101.01		1	\$18,051
DANBURY	2102.01		1	\$19,725
DANBURY	2104.02		1	\$11,800
DANBURY	2112.02		1	\$9,000
DANBURY	2113.00		1	\$14,850
DANBURY	2114.00		1	\$16,081
		Sub Total	6	\$89,507
DERBY	1201.00		10	\$176,789
DERBY	1202.00		4	\$57,911
		Sub Total	14	\$234,700

APPENDIX - DOWN PAYMENT ASSISTANCE LENDING BY TOWN & CENSUS TRACT

TOWN	CENSUS TRACT		LOAN COUNT	LOAN AMOUNT
DURHAM	5851.00		1	\$20,000
		Sub Total	1	\$20,000
EASTFORD	9022.00		1	\$16,828
		Sub Total	1	\$16,828
EAST GRANBY	4701.00		5	\$66,916
		Sub Total	5	\$66,916
EAST HADDAM	5951.01		1	\$15,335
EAST HADDAM	5951.02		5	\$80,265
		Sub Total	6	\$95,600
EAST HAMPTON	5501.00		5	\$87,586
EAST HAMPTON	5502.01		3	\$35,570
EAST HAMPTON	5502.02		3	\$45,470
		Sub Total	11	\$168,626
EAST HARTFORD	5101.00		5	\$82,839
EAST HARTFORD	5102.00		3	\$34,759
EAST HARTFORD	5103.00		6	\$105,257
EAST HARTFORD	5104.00		9	\$147,436
EAST HARTFORD	5105.00		4	\$60,300
EAST HARTFORD	5106.00		9	\$141,650
EAST HARTFORD	5107.00		8	\$123,166
EAST HARTFORD	5108.00		3	\$45,200
EAST HARTFORD	5109.00		8	\$135,243
EAST HARTFORD	5110.00		4	\$69,000
EAST HARTFORD	5111.00		7	\$116,176
EAST HARTFORD	5112.00		6	\$83,540
EAST HARTFORD	5113.00		6	\$92,660
EAST HARTFORD	5114.00		5	\$74,980
		Sub Total	83	\$1,312,206

APPENDIX - DOWN PAYMENT ASSISTANCE LENDING BY TOWN & CENSUS TRACT

TOWN	CENSUS TRACT		LOAN COUNT	LOAN AMOUNT
EAST HAVEN	1801.01		2	\$31,347
EAST HAVEN	1801.02		3	\$35,450
EAST HAVEN	1802.00		3	\$53,648
EAST HAVEN	1803.00		2	\$23,000
EAST HAVEN	1804.00		1	\$13,800
EAST HAVEN	1805.00		5	\$76,028
EAST HAVEN	1806.01		1	\$20,000
EAST HAVEN	1806.02		4	\$52,171
		Sub Total	21	\$305,444
EAST LYME	7161.01		6	\$86,608
EAST LYME	7161.02		1	\$7,035
EAST LYME	8707.01		1	\$6,300
		Sub Total	8	\$99,943
EAST WINDSOR	4841.00		5	\$70,560
EAST WINDSOR	4842.00		9	\$125,786
		Sub Total	14	\$196,346
ELLINGTON	5351.00		5	\$86,117
ELLINGTON	5351.01		3	\$21,250
ELLINGTON	5351.02		1	\$11,280
ELLINGTON	5352.00		3	\$49,700
		Sub Total	12	\$168,347
ENFIELD	4803.00		5	\$79,903
ENFIELD	4804.00		6	\$92,491
ENFIELD	4805.00		8	\$118,965
ENFIELD	4806.00		6	\$79,375
ENFIELD	4807.00		2	\$20,900
ENFIELD	4808.00		15	\$223,750
ENFIELD	4809.00		9	\$120,498
ENFIELD	4810.00		3	\$37,100
ENFIELD	4811.00		11	\$172,531
ENFIELD	4812.00		8	\$146,162
ENFIELD	4813.00		7	\$115,689
ENFIELD	5243.00		7	\$103,631
		Sub Total	87	\$1,310,995

APPENDIX - DOWN PAYMENT ASSISTANCE LENDING BY TOWN & CENSUS TRACT

TOWN	CENSUS TRACT		LOAN COUNT	LOAN AMOUNT
FAIRFIELD	613.00		1	\$9,033
FAIRFIELD	614.00		1	\$19,700
FAIRFIELD	615.00		2	\$40,000
		Sub Total	4	\$68,733
FARMINGTON	4601.00		1	\$20,000
FARMINGTON	4602.02		3	\$29,782
FARMINGTON	4602.04		4	\$52,045
FARMINGTON	4603.01		4	\$60,130
FARMINGTON	4603.02		4	\$53,550
		Sub Total	16	\$215,507
GLASTONBURY	5201.00		2	\$40,000
GLASTONBURY	5205.01		2	\$25,202
		Sub Total	4	\$65,202
GRANBY	4681.01		3	\$55,000
GRANBY	4681.02		3	\$52,784
		Sub Total	6	\$107,784
GRISWOLD	7091.00		1	\$18,000
GRISWOLD	7092.00		9	\$95,757
		Sub Total	10	\$113,757
GROTON	7021.00		1	\$17,159
GROTON	7023.00		1	\$8,031
GROTON	7025.00		2	\$34,327
GROTON	7027.00		1	\$15,150
GROTON	7028.00		3	\$37,909
GROTON	8702.00		4	\$43,142
		Sub Total	12	\$155,718
HADDAM	5901.02		1	\$12,600
		Sub Total	1	\$12,600

APPENDIX - DOWN PAYMENT ASSISTANCE LENDING BY TOWN & CENSUS TRACT

TOWN	CENSUS TRACT		LOAN COUNT	LOAN AMOUNT
HAMDEN	1651.00		3	\$41,650
HAMDEN	1653.00		1	\$7,500
HAMDEN	1654.00		4	\$64,920
HAMDEN	1655.00		3	\$50,690
HAMDEN	1656.00		6	\$90,168
HAMDEN	1657.00		5	\$83,780
HAMDEN	1658.01		4	\$55,805
HAMDEN	1658.02		5	\$70,247
HAMDEN	1660.00		1	\$20,000
HAMDEN	1660.02		5	\$77,638
HAMDEN	1660.03		1	\$7,344
		Sub Total	38	\$569,742
HARTFORD	5001.00		3	\$46,950
HARTFORD	5002.00		3	\$17,920
HARTFORD	5003.00		1	\$20,000
HARTFORD	5004.00		1	\$20,000
HARTFORD	5005.00		1	\$15,523
HARTFORD	5009.00		1	\$20,000
HARTFORD	5012.00		1	\$8,000
HARTFORD	5013.00		1	\$14,400
HARTFORD	5014.00		5	\$90,001
HARTFORD	5015.00		2	\$20,230
HARTFORD	5018.00		2	\$37,750
HARTFORD	5023.00		17	\$239,003
HARTFORD	5024.00		8	\$113,083
HARTFORD	5025.00		2	\$40,000
HARTFORD	5026.00		3	\$58,000
HARTFORD	5027.00		1	\$15,000
HARTFORD	5030.00		1	\$10,800
HARTFORD	5033.00		2	\$14,435
HARTFORD	5037.00		2	\$25,450

APPENDIX - DOWN PAYMENT ASSISTANCE LENDING BY TOWN & CENSUS TRACT

TOWN	CENSUS TRACT		LOAN COUNT	LOAN AMOUNT
HARTFORD	5039.00		11	\$162,313
HARTFORD	5040.00		4	\$53,448
HARTFORD	5041.00		1	\$12,100
HARTFORD	5043.00		1	\$20,000
HARTFORD	5045.00		6	\$106,180
HARTFORD	5048.00		12	\$202,398
HARTFORD	5049.00		10	\$151,966
HARTFORD	5244.00		5	\$99,520
HARTFORD	5245.01		4	\$75,000
HARTFORD	5246.00		1	\$15,400
HARTFORD	5247.00		9	\$121,656
		Sub Total	121	\$1,846,526
HARTLAND	3301.00		2	\$25,955
		Sub Total	2	\$25,955
HARWINTON	2983.00		3	\$33,455
HARWINTON	2984.00		2	\$25,250
		Sub Total	5	\$58,705
HEBRON	5261.01		4	\$62,900
		Sub Total	4	\$62,900
KILLINGLY	9041.01		2	\$29,950
KILLINGLY	9041.02		1	\$18,750
KILLINGLY	9044.00		1	\$11,397
KILLINGLY	9045.00		5	\$63,113
		Sub Total	9	\$123,210
KILLINGWORTH	6401.00		2	\$24,400
		Sub Total	2	\$24,400
LEBANON	8701.00		5	\$62,365
		Sub Total	5	\$62,365
LEDYARD	7011.00		6	\$75,894
LEDYARD	7012.00		8	\$103,208
		Sub Total	14	\$179,102

APPENDIX - DOWN PAYMENT ASSISTANCE LENDING BY TOWN & CENSUS TRACT

TOWN	CENSUS TRACT		LOAN COUNT	LOAN AMOUNT
LITCHFIELD	3004.00		1	\$14,400
LITCHFIELD	3005.00		1	\$20,000
		Sub Total	2	\$34,400
MADISON	1942.02		2	\$40,000
		Sub Total	2	\$40,000
MANCHESTER	5141.01		4	\$74,400
MANCHESTER	5141.02		1	\$20,000
MANCHESTER	5141.04		5	\$62,759
MANCHESTER	5142.00		2	\$20,100
MANCHESTER	5143.00		10	\$144,586
MANCHESTER	5144.00		11	\$162,726
MANCHESTER	5145.00		12	\$199,348
MANCHESTER	5146.00		5	\$80,646
MANCHESTER	5147.00		2	\$15,000
MANCHESTER	5148.00		3	\$34,674
MANCHESTER	5149.00		2	\$37,000
MANCHESTER	5150.00		2	\$40,000
MANCHESTER	5151.01		3	\$43,500
MANCHESTER	5151.02		2	\$22,000
MANCHESTER	5152.00		1	\$11,600
		Sub Total	65	\$968,339
MANSFIELD	8811.00		2	\$29,520
MANSFIELD	8813.00		1	\$19,896
MANSFIELD	8815.00		2	\$28,100
		Sub Total	5	\$77,516
MARLBOROUGH	5241.00		2	\$36,900
		Sub Total	2	\$36,900
MERIDEN	1701.00		1	\$13,000
MERIDEN	1702.00		1	\$8,350
MERIDEN	1703.00		3	\$43,700
MERIDEN	1704.00		2	\$22,050

APPENDIX - DOWN PAYMENT ASSISTANCE LENDING BY TOWN & CENSUS TRACT

TOWN	CENSUS TRACT		LOAN COUNT	LOAN AMOUNT
MERIDEN	1705.00		7	\$92,380
MERIDEN	1706.00		5	\$57,150
MERIDEN	1707.00		4	\$50,750
MERIDEN	1708.00		8	\$129,579
MERIDEN	1709.00		3	\$44,400
MERIDEN	1710.00		1	\$14,700
MERIDEN	1711.00		2	\$30,406
MERIDEN	1712.01		5	\$76,850
MERIDEN	1712.02		4	\$57,221
MERIDEN	1713.00		5	\$62,258
MERIDEN	1714.00		3	\$24,000
MERIDEN	1715.00		1	\$17,500
MERIDEN	1716.00		12	\$164,130
MERIDEN	1717.00		4	\$55,602
		Sub Total	71	\$964,026
MIDDLEBURY	3441.00		1	\$10,000
		Sub Total	1	\$10,000
MIDDLEFIELD	5801.00		2	\$28,387
		Sub Total	2	\$28,387
MIDDLETOWN	5411.00		1	\$18,500
MIDDLETOWN	5412.00		4	\$52,800
MIDDLETOWN	5413.00		1	\$20,000
MIDDLETOWN	5413.01		7	\$87,119
MIDDLETOWN	5413.02		9	\$110,090
MIDDLETOWN	5414.01		2	\$40,000
MIDDLETOWN	5414.02		4	\$65,017
MIDDLETOWN	5415.00		2	\$36,800
MIDDLETOWN	5417.00		1	\$20,000
MIDDLETOWN	5420.00		2	\$33,100
MIDDLETOWN	5421.00		4	\$64,000
MIDDLETOWN	5422.00		2	\$36,200
MIDDLETOWN	6802.00		3	\$51,585
		Sub Total	42	\$635,211

APPENDIX - DOWN PAYMENT ASSISTANCE LENDING BY TOWN & CENSUS TRACT

TOWN	CENSUS TRACT		LOAN COUNT	LOAN AMOUNT
MILFORD	1503.00		3	\$45,325
MILFORD	1506.00		1	\$17,610
MILFORD	1511.00		1	\$15,000
MILFORD	1512.00		1	\$20,000
		Sub Total	6	\$97,935
MONROE	1001.00		1	\$20,000
MONROE	1003.00		1	\$15,000
		Sub Total	2	\$35,000
MONTVILLE	6952.02		4	\$37,760
MONTVILLE	8705.01		6	\$77,967
MONTVILLE	8705.02		1	\$6,800
		Sub Total	11	\$122,527
NAUGATUCK	3451.00		11	\$171,230
NAUGATUCK	3452.01		6	\$99,000
NAUGATUCK	3452.02		1	\$17,600
NAUGATUCK	3453.00		8	\$112,716
NAUGATUCK	3454.00		7	\$105,400
		Sub Total	33	\$505,946
NEW BRITAIN	4153.00		2	\$34,380
NEW BRITAIN	4154.00		13	\$186,652
NEW BRITAIN	4155.00		3	\$57,000
NEW BRITAIN	4156.00		7	\$104,816
NEW BRITAIN	4157.00		2	\$24,875
NEW BRITAIN	4158.00		1	\$10,537
NEW BRITAIN	4159.00		1	\$20,000
NEW BRITAIN	4160.00		4	\$57,080
NEW BRITAIN	4161.00		7	\$112,760
NEW BRITAIN	4162.00		2	\$21,900
NEW BRITAIN	4163.00		7	\$101,100
NEW BRITAIN	4164.00		7	\$121,450
NEW BRITAIN	4165.00		6	\$89,100

APPENDIX - DOWN PAYMENT ASSISTANCE LENDING BY TOWN & CENSUS TRACT

TOWN	CENSUS TRACT		LOAN COUNT	LOAN AMOUNT
NEW BRITAIN	4166.00		2	\$21,982
NEW BRITAIN	4167.00		16	\$254,858
NEW BRITAIN	4168.00		5	\$72,900
NEW BRITAIN	4171.00		1	\$5,896
NEW BRITAIN	4172.00		1	\$14,000
NEW BRITAIN	4174.00		6	\$89,200
NEW BRITAIN	4175.00		8	\$120,530
		Sub Total	101	\$1,521,016
NEW CANAAN	351.00		1	\$18,350
		Sub Total	1	\$18,350
NEW HARTFORD	3061.00		2	\$23,649
		Sub Total	2	\$23,649
NEW HAVEN	1405.00		2	\$29,600
NEW HAVEN	1406.00		1	\$7,400
NEW HAVEN	1408.00		2	\$40,000
NEW HAVEN	1409.00		1	\$17,500
NEW HAVEN	1411.00		1	\$17,643
NEW HAVEN	1412.00		6	\$90,324
NEW HAVEN	1414.00		1	\$20,000
NEW HAVEN	1415.00		4	\$63,900
NEW HAVEN	1416.00		1	\$11,500
NEW HAVEN	1423.00		2	\$27,500
NEW HAVEN	1425.00		2	\$30,333
NEW HAVEN	1426.01		3	\$50,406
NEW HAVEN	1426.05		4	\$54,845
NEW HAVEN	1427.00		5	\$61,580
NEW HAVEN	1428.00		5	\$80,370
		Sub Total	40	\$602,901

APPENDIX - DOWN PAYMENT ASSISTANCE LENDING BY TOWN & CENSUS TRACT

TOWN	CENSUS TRACT		LOAN COUNT	LOAN AMOUNT
NEWINGTON	4941.00		13	\$209,339
NEWINGTON	4942.01		2	\$23,400
NEWINGTON	4942.02		2	\$32,700
NEWINGTON	4943.00		9	\$159,640
NEWINGTON	4944.00		7	\$120,109
NEWINGTON	4945.00		8	\$130,350
NEWINGTON	4946.00		5	\$53,999
		Sub Total	46	\$729,537
NEW LONDON	6903.00		9	\$108,138
NEW LONDON	6904.00		3	\$37,783
NEW LONDON	6905.00		2	\$25,638
NEW LONDON	6907.00		1	\$17,000
NEW LONDON	6909.00		2	\$18,090
NEW LONDON	8703.00		8	\$100,105
		Sub Total	25	\$306,754
NEW MILFORD	2531.00		2	\$25,800
NEW MILFORD	4257.00		1	\$19,955
		Sub Total	3	\$45,755
NEWTOWN	2301.00		1	\$18,000
NEWTOWN	2304.00		2	\$40,000
NEWTOWN	2305.02		1	\$20,000
		Sub Total	4	\$78,000
NORFOLK	4256.01		1	\$20,000
		Sub Total	1	\$20,000
NORTH BRANFORD	1861.00		2	\$31,489
NORTH BRANFORD	1862.00		2	\$31,670
		Sub Total	4	\$63,159
NORTH HAVEN	1672.01		2	\$34,000
NORTH HAVEN	1672.02		4	\$67,750
NORTH HAVEN	1673.00		1	\$10,500
NORTH HAVEN	1673.01		1	\$20,000
		Sub Total	8	\$132,250

APPENDIX - DOWN PAYMENT ASSISTANCE LENDING BY TOWN & CENSUS TRACT

TOWN	CENSUS TRACT		LOAN COUNT	LOAN AMOUNT
NORTH STONINGTON	7071.00		1	\$9,427
		Sub Total	1	\$9,427
NORWALK	426.00		1	\$15,000
NORWALK	427.00		1	\$20,000
NORWALK	428.00		1	\$20,000
NORWALK	431.00		3	\$60,000
NORWALK	433.00		1	\$20,000
NORWALK	434.00		1	\$19,065
NORWALK	436.00		1	\$20,000
NORWALK	438.00		3	\$49,000
NORWALK	440.00		5	\$85,066
NORWALK	443.00		1	\$14,412
NORWALK	445.00		1	\$13,587
		Sub Total	19	\$336,130
NORWICH	6961.00		6	\$64,722
NORWICH	6962.00		8	\$79,093
NORWICH	6963.00		2	\$36,872
NORWICH	6964.01		8	\$91,875
NORWICH	6965.00		4	\$41,399
NORWICH	6966.00		4	\$65,943
NORWICH	6967.00		1	\$20,000
NORWICH	6967.01		10	\$127,083
NORWICH	6968.00		4	\$56,180
NORWICH	6970.00		7	\$90,311
		Sub Total	54	\$673,478
ORANGE	1574.00		1	\$15,000
		Sub Total	1	\$15,000
OXFORD	3461.01		1	\$20,000
OXFORD	3461.02		2	\$24,800
		Sub Total	3	\$44,800

APPENDIX - DOWN PAYMENT ASSISTANCE LENDING BY TOWN & CENSUS TRACT

TOWN	CENSUS TRACT		LOAN COUNT	LOAN AMOUNT
PLAINFIELD	9071.00		3	\$43,548
PLAINFIELD	9072.00		4	\$57,992
PLAINFIELD	9073.00		3	\$34,190
		Sub Total	10	\$135,730
PLAINVILLE	4204.00		6	\$100,820
PLAINVILLE	4205.00		3	\$34,150
PLAINVILLE	4206.01		7	\$114,000
PLAINVILLE	4206.02		4	\$56,283
PLAINVILLE	4207.00		5	\$61,054
		Sub Total	25	\$366,307
PLYMOUTH	4056.00		1	\$20,000
PLYMOUTH	4253.00		4	\$50,140
PLYMOUTH	4254.00		3	\$47,701
PLYMOUTH	4255.00		5	\$68,361
		Sub Total	13	\$186,202
POMFRET	9025.00		1	\$13,996
		Sub Total	1	\$13,996
PORTLAND	5601.00		1	\$19,800
PORTLAND	5602.00		7	\$92,995
		Sub Total	8	\$112,795
PROSPECT	3471.00		8	\$117,289
PROSPECT	3472.00		4	\$63,883
		Sub Total	12	\$181,172
PUTNAM	9031.01		1	\$14,763
PUTNAM	9031.02		1	\$10,185
		Sub Total	2	\$24,948
ROCKY HILL	4901.00		4	\$67,518
ROCKY HILL	4903.03		1	\$20,000
ROCKY HILL	5242.00		7	\$99,487
		Sub Total	12	\$187,005

APPENDIX - DOWN PAYMENT ASSISTANCE LENDING BY TOWN & CENSUS TRACT

TOWN	CENSUS TRACT		LOAN COUNT	LOAN AMOUNT
SALEM	7151.00		1	\$20,000
		Sub Total	1	\$20,000
SCOTLAND	8250.00		1	\$16,750
		Sub Total	1	\$16,750
SEYMOUR	1301.01		3	\$45,000
SEYMOUR	1301.02		3	\$49,459
SEYMOUR	1302.01		1	\$13,980
SEYMOUR	1302.02		2	\$33,471
		Sub Total	9	\$141,910
SHELTON	1101.00		1	\$20,000
SHELTON	1102.01		4	\$67,929
SHELTON	1102.02		3	\$47,584
SHELTON	1103.01		2	\$33,000
SHELTON	1105.00		1	\$15,085
SHELTON	1106.00		2	\$29,230
		Sub Total	13	\$212,828
SIMSBURY	4661.01		1	\$17,510
SIMSBURY	4661.02		1	\$3,000
SIMSBURY	4662.01		2	\$30,500
SIMSBURY	4662.02		2	\$30,000
SIMSBURY	4664.00		1	\$6,000
		Sub Total	7	\$87,010
SOMERS	5382.02		3	\$24,800
		Sub Total	3	\$24,800
SOUTHBURY	3481.23		4	\$47,159
SOUTHBURY	3481.24		1	\$12,000
SOUTHBURY	3481.25		1	\$8,600
		Sub Total	6	\$67,759

APPENDIX - DOWN PAYMENT ASSISTANCE LENDING BY TOWN & CENSUS TRACT

TOWN	CENSUS TRACT		LOAN COUNT	LOAN AMOUNT
SOUTHINGTON	4301.00		6	\$97,710
SOUTHINGTON	4302.01		3	\$43,160
SOUTHINGTON	4302.02		3	\$60,000
SOUTHINGTON	4302.03		3	\$47,825
SOUTHINGTON	4303.01		1	\$20,000
SOUTHINGTON	4303.02		4	\$61,495
SOUTHINGTON	4304.00		2	\$36,500
SOUTHINGTON	4305.01		1	\$15,000
SOUTHINGTON	4305.02		1	\$15,000
SOUTHINGTON	4306.01		2	\$34,075
SOUTHINGTON	4306.02		3	\$54,000
SOUTHINGTON	4306.03		2	\$31,000
		Sub Total	31	\$515,765
SOUTH WINDSOR	4871.00		5	\$94,000
SOUTH WINDSOR	4872.01		3	\$60,000
SOUTH WINDSOR	4873.00		3	\$60,000
SOUTH WINDSOR	4875.00		6	\$94,279
		Sub Total	17	\$308,279
SPRAGUE	7111.00		1	\$12,500
		Sub Total	1	\$12,500
STAFFORD	8901.00		5	\$64,390
STAFFORD	8902.01		5	\$91,449
STAFFORD	8902.02		2	\$26,087
STAFFORD	8902.04		1	\$17,000
		Sub Total	13	\$198,926

APPENDIX - DOWN PAYMENT ASSISTANCE LENDING BY TOWN & CENSUS TRACT

TOWN	CENSUS TRACT		LOAN COUNT	LOAN AMOUNT
STAMFORD	206.00		1	\$20,000
STAMFORD	209.00		1	\$15,620
STAMFORD	212.00		2	\$40,000
STAMFORD	213.00		1	\$20,000
STAMFORD	215.01		1	\$10,764
STAMFORD	216.01		1	\$18,100
STAMFORD	218.01		3	\$40,920
STAMFORD	218.02		1	\$20,000
STAMFORD	219.00		1	\$14,000
STAMFORD	221.02		1	\$20,000
STAMFORD	222.02		1	\$15,000
		Sub Total	14	\$234,404
STERLING	9081.00		1	\$12,800
		Sub Total	1	\$12,800
STONINGTON	7051.01		2	\$36,745
STONINGTON	7051.02		1	\$13,616
STONINGTON	7054.00		1	\$20,000
		Sub Total	4	\$70,361
STRATFORD	801.00		3	\$52,000
STRATFORD	802.00		3	\$52,100
STRATFORD	804.00		6	\$113,500
STRATFORD	808.00		2	\$30,000
STRATFORD	809.00		2	\$35,000
STRATFORD	810.00		1	\$16,700
STRATFORD	811.00		6	\$112,000
STRATFORD	812.00		5	\$93,000
STRATFORD	813.00		1	\$15,000
		Sub Total	29	\$519,300

APPENDIX - DOWN PAYMENT ASSISTANCE LENDING BY TOWN & CENSUS TRACT

TOWN	CENSUS TRACT		LOAN COUNT	LOAN AMOUNT
SUFFIELD	4771.01		1	\$20,000
SUFFIELD	4771.02		4	\$66,202
SUFFIELD	4771.03		5	\$63,615
SUFFIELD	4772.00		1	\$19,000
		Sub Total	11	\$168,817
THOMASTON	3491.00		2	\$13,600
THOMASTON	3492.00		4	\$63,896
		Sub Total	6	\$77,496
THOMPSON	9001.00		1	\$17,900
THOMPSON	9002.00		1	\$11,200
		Sub Total	2	\$29,100
TOLLAND	5331.01		2	\$36,300
TOLLAND	5331.02		3	\$48,208
TOLLAND	5331.03		5	\$77,474
		Sub Total	10	\$161,982
TORRINGTON	3101.00		8	\$119,925
TORRINGTON	3102.00		6	\$86,116
TORRINGTON	3104.00		6	\$85,632
TORRINGTON	3105.00		6	\$86,619
TORRINGTON	3106.01		5	\$68,090
TORRINGTON	3106.02		10	\$160,416
TORRINGTON	3107.00		9	\$140,824
TORRINGTON	3108.01		6	\$57,918
TORRINGTON	3108.03		12	\$190,309
TORRINGTON	3108.04		4	\$59,631
		Sub Total	72	\$1,055,480
TRUMBULL	902.00		3	\$55,000
TRUMBULL	904.00		3	\$44,831
TRUMBULL	905.00		3	\$44,500
		Sub Total	9	\$144,331

APPENDIX - DOWN PAYMENT ASSISTANCE LENDING BY TOWN & CENSUS TRACT

TOWN	CENSUS TRACT		LOAN COUNT	LOAN AMOUNT
VERNON	5301.00		2	\$21,500
VERNON	5302.00		12	\$174,112
VERNON	5303.01		4	\$42,168
VERNON	5303.02		1	\$12,536
VERNON	5304.00		5	\$76,265
VERNON	5305.00		1	\$20,000
VERNON	5306.00		4	\$71,714
		Sub Total	29	\$418,295
VOLUNTOWN	7081.00		2	\$31,080
		Sub Total	2	\$31,080
WALLINGFORD	1752.00		1	\$4,300
WALLINGFORD	1753.00		1	\$15,000
WALLINGFORD	1754.00		4	\$54,991
WALLINGFORD	1755.02		3	\$39,800
WALLINGFORD	1756.00		6	\$81,584
WALLINGFORD	1757.00		1	\$12,461
WALLINGFORD	1758.00		3	\$50,250
WALLINGFORD	1759.00		6	\$63,718
WALLINGFORD	1760.00		1	\$11,200
		Sub Total	26	\$333,304
WATERBURY	3472.00		1	\$19,500
WATERBURY	3502.00		2	\$22,360
WATERBURY	3504.00		1	\$12,800
WATERBURY	3505.00		1	\$8,800
WATERBURY	3508.00		1	\$11,400
WATERBURY	3509.00		3	\$45,533
WATERBURY	3510.00		7	\$108,923
WATERBURY	3511.00		5	\$66,896
WATERBURY	3512.00		1	\$12,000
WATERBURY	3513.00		9	\$132,962
WATERBURY	3514.00		8	\$123,149

APPENDIX - DOWN PAYMENT ASSISTANCE LENDING BY TOWN & CENSUS TRACT

TOWN	CENSUS TRACT		LOAN COUNT	LOAN AMOUNT
WATERBURY	3515.00		9	\$146,692
WATERBURY	3516.01		3	\$32,100
WATERBURY	3516.02		10	\$134,950
WATERBURY	3517.00		2	\$30,000
WATERBURY	3518.00		8	\$85,799
WATERBURY	3519.00		6	\$96,777
WATERBURY	3520.00		7	\$130,600
WATERBURY	3521.00		8	\$95,591
WATERBURY	3522.00		2	\$26,900
WATERBURY	3523.00		6	\$98,467
WATERBURY	3524.00		5	\$71,970
WATERBURY	3525.00		4	\$55,278
WATERBURY	3526.00		13	\$164,022
WATERBURY	3527.01		4	\$41,777
WATERBURY	3527.02		14	\$195,486
WATERBURY	3528.00		8	\$127,931
		Sub Total	148	\$2,098,663
WATERFORD	6933.00		1	\$9,103
WATERFORD	6934.00		8	\$117,781
WATERFORD	6935.00		1	\$20,000
WATERFORD	6936.00		3	\$37,725
WATERFORD	6937.00		2	\$31,196
		Sub Total	15	\$215,805
WATERTOWN	3601.00		5	\$70,800
WATERTOWN	3602.00		3	\$47,000
WATERTOWN	3603.00		3	\$29,887
WATERTOWN	3604.00		7	\$106,939
		Sub Total	18	\$254,626
WESTBROOK	6801.00		1	\$20,000
WESTBROOK	6801.02		1	\$20,000
		Sub Total	2	\$40,000

APPENDIX - DOWN PAYMENT ASSISTANCE LENDING BY TOWN & CENSUS TRACT

TOWN	CENSUS TRACT		LOAN COUNT	LOAN AMOUNT
WEST HARTFORD	4961.00		1	\$16,300
WEST HARTFORD	4962.00		7	\$123,000
WEST HARTFORD	4963.00		3	\$49,017
WEST HARTFORD	4964.00		1	\$20,000
WEST HARTFORD	4967.00		4	\$80,000
WEST HARTFORD	4968.00		2	\$40,000
WEST HARTFORD	4969.00		2	\$31,600
WEST HARTFORD	4971.00		2	\$28,200
WEST HARTFORD	4975.00		1	\$17,490
		Sub Total	23	\$405,607
WEST HAVEN	1541.02		1	\$9,200
WEST HAVEN	1542.00		1	\$12,500
WEST HAVEN	1545.00		3	\$49,000
WEST HAVEN	1546.00		4	\$70,000
WEST HAVEN	1547.00		2	\$32,678
WEST HAVEN	1548.00		3	\$44,000
WEST HAVEN	1549.00		1	\$14,400
WEST HAVEN	1550.00		2	\$30,000
WEST HAVEN	3615.00		1	\$20,000
		Sub Total	18	\$281,778
WETHERSFIELD	4921.00		4	\$51,444
WETHERSFIELD	4922.00		4	\$80,000
WETHERSFIELD	4923.00		10	\$174,199
WETHERSFIELD	4924.00		1	\$20,000
WETHERSFIELD	4926.00		5	\$85,160
		Sub Total	24	\$410,803
WILLINGTON	8401.00		1	\$10,000
		Sub Total	1	\$10,000
WINCHESTER	3201.01		3	\$38,040
WINCHESTER	3201.02		10	\$137,275
WINCHESTER	3202.00		7	\$96,160
		Sub Total	20	\$271,475

APPENDIX - DOWN PAYMENT ASSISTANCE LENDING BY TOWN & CENSUS TRACT

TOWN	CENSUS TRACT		LOAN COUNT	LOAN AMOUNT
WINDHAM	8003.00		5	\$59,303
WINDHAM	8004.00		6	\$81,861
WINDHAM	8005.01		1	\$5,100
WINDHAM	8005.02		5	\$78,314
WINDHAM	8007.00		5	\$67,651
		Sub Total	22	\$292,229
WINDSOR	4731.00		12	\$183,043
WINDSOR	4734.00		1	\$19,043
WINDSOR	4735.01		4	\$65,200
WINDSOR	4735.02		2	\$15,530
WINDSOR	4736.01		4	\$63,710
WINDSOR	4736.02		1	\$20,000
WINDSOR	4737.00		9	\$158,858
WINDSOR	4738.00		4	\$66,761
		Sub Total	37	\$592,145
WINDSOR LOCKS	4761.00		4	\$63,676
WINDSOR LOCKS	4762.00		7	\$115,795
WINDSOR LOCKS	4763.00		9	\$134,193
		Sub Total	20	\$313,664
WOLCOTT	3611.00		10	\$162,155
WOLCOTT	3612.00		7	\$108,680
WOLCOTT	3613.00		6	\$98,425
		Sub Total	23	\$369,260
WOODBURY	3621.01		4	\$54,873
WOODBURY	3621.02		1	\$20,000
		Sub Total	5	\$74,873
WOODSTOCK	9011.01		1	\$11,600
WOODSTOCK	9011.02		2	\$33,500
		Sub Total	3	\$45,100
		Grand Total	2177	\$32,439,123

APPENDIX - MULTIFAMILY TENANT PROFILES

The following sections included detailed reporting on the number of persons entering or currently residing in a CHFA and State Sponsored Housing Development by their household income and race and ethnicity. In addition, detailed reporting on the race and ethnicity of those on waiting list for either portfolio is included.

CHFA Portfolio of Persons Entering Residence

CHFANU MBER	DEVELOPMENT_NAME	DEVELOPMENT_ADDRESS1	DEVELOPMENT_CITY	CountyName	DEVELOP MENT_CE NSUBSTR CT	HOUSING _TYPE	PORTFOL IO_TYPE	OWNERS HIP_TYPE	PROGRAM_TYP E	CONTRA CTADMIN	UNITS	TPS_YES _NO	<25%	25%- 50%	51%- 80%	81%- 100%	>100%	TOTAL	VACANT UNITS	UNINHAB ITABLE	MARKET	NON_MI NORITY	AFRICA N_AME RIGAN	HISPANI C_LATI NO	OTHER	ASIAN	UNKNO WN	DECLI NED	TOTAL ETHNIC S		
86505M	11 Erwin Place (fka Don B. Oquendo Co-Op)	11 Erwin Place	New Britain	Hartford	4161	Family	CHFA	For Profit	Restrictive Coven	N/A	6.00	NO	Not required to report																		
73063M	117 Wells Road (fka First Church Village)	117 Wells Road	Wethersfield	Hartford	4922	Elderly	CHFA	Non Profit	Section 8	PBCA	75.00	YES	8	0	0	0	0	8	0	0	0	7	1	0	0	0	0	0	0	8	
24902M	1600 New Britain Avenue	6 Executive Drive - Suite 100	Farmington	Hartford	4602.04	Family	CHFA	Unknown	LIHTC	N/A	90.00	NO	Under construction																		
86504M	213 Buckingham Street	213-217 Buckingham Street	Hartford	Hartford	5003	Family	CHFA	Non Profit	LIHTC	N/A	24.00	NO																			
13063M	24 Colony Street	24 Colony Street	Meriden	New Haven	1702	Family	CHFA	For Profit	LIHTC	N/A	63.00	NO																			
94020E	272 Cleveland Ave (fka Cleve. Ave Coop. - REO)	272 Cleveland Avenue	Hartford	Hartford	5012.00	Family	CHFA	For Profit	Restrictive Coven	N/A	10.00	NO	Not required to report																		
08015GE	323 Fairfield Ave. at Bijou Square	323 Fairfield Ave	Bridgeport	Fairfield	706	Family	CHFA	For Profit	Restrictive Coven	N/A	84.00	NO	Not required to report																		
07022GE	333 State Street	333 State Street	Bridgeport	Fairfield	706	Family	CHFA	For Profit	Restrictive Coven	N/A	65.00	NO	Not required to report																		
07018S	451 Putnam Ave.(fka Shai LeVA)	451 Putnam Avenue	Hamden	New Haven	1654	Supportive	CHFA	Non Profit	Supportive Housin	N/A	17.00	NO																			
18013M	49 Prince Street (fka Hill to Downtown)	49 Prince Street	New Haven	New Haven	1403	Family	CHFA	For Profit	LIHTC	N/A	30.00	YES	0	3	0	0	0	3	0	0	0	0	2	1	0	0	0	0	0	3	
18502M	54 Grand Street	54 Grand Street	Middletown	Middlesex	5411	Family	CHFA	Non Profit	Other	N/A	3.00	NO																			
20901M	540 New Park	80 Shield Street	West Hartford	Hartford	4961.00	Family	CHFA	Non Profit	LIHTC	N/A	52.00	YES	6	1	0	0	0	7	0	0	4	4	1	0	0	0	0	0	6	11	
23902M	80 South Road	6 Executive Drive, Suite 100	Farmington	Hartford	4601.00	Family	CHFA	For Profit	LIHTC	N/A	65.00	NO	Under construction																		
23403M	85 Tremont Street	75 Federal Street, Floor 4	Meriden	New Haven	1715.00	Family	CHFA	Unknown	Unknown	N/A	27.00	NO	Under construction																		
24913M	85 Tremont Street	85 Tremont Street	Meriden	New Haven	1715.00	Family	CHFA	Unknown	Unknown	N/A	55.00	NO	Under construction																		
09011M	Alfred E. Plant Elderly Housing	759 Farmington Avenue	West Hartford	Hartford	4971	Elderly	CHFA	Non Profit	TCAP/Exchange	N/A	137.00	YES	6	6	0	0	0	12	0	0	0	7	3	0	2	0	0	0	0	12	
08030S	American Legion Housing	7 South Main St. and 15 Railroad	Griswold	New London	7092	Supportive	CHFA	Non Profit	Supportive Housin	N/A	18.00	YES	1	0	0	0	0	1	0	0	0	0	0	0	1	0	0	0	0	1	
05003M	Amston Village	500 Amston Rd.	Colchester	New London	7141.01	Elderly	CHFA	Non Profit	LIHTC	N/A	32.00	YES	0	3	0	0	0	3	0	0	0	3	0	0	0	0	0	0	0	3	
20402M	Antillean Manor Cooperative	206 Day Street	New Haven	New Haven	1407	Family	CHFA	Non Profit	LIHTC	PBCA	31.00	NO	Under construction																		
06056M	Anvil Place (fka New Royal Bride)	51-55 West Main Street	New Britain	Hartford	4171	Elderly	CHFA	For Profit	TCAP/Exchange	N/A	28.00	YES	2	1	0	0	0	3	0	0	0	1	1	1	0	0	0	0	0	3	
07017S	Arch Street Housing (aka Friendship Service Ctr)	59 & 85 Arch Street	New Britain	Hartford	4171	Supportive	CHFA	Non Profit	Supportive Housin	N/A	21.00	YES	3	0	0	0	0	3	0	0	0	2	0	1	0	0	0	0	0	3	
03031S	Areyto Apts. (fka Casa Bridgeport)	665-679 Arctic Street	Bridgeport	Fairfield	738	Supportive	CHFA	Non Profit	Supportive Housin	N/A	20.00	YES	1	0	0	0	0	1	0	0	0	0	1	0	0	0	0	0	0	1	
15082M	Armstrong Court Phase 1	31-36 Armstrong Court	Greenwich	Fairfield	105	Family	CHFA	For Profit	LIHTC	N/A	18.00	YES	0	0	0	0	0	0	0	0	0	0	0	0	0	0	0	0	0	0	
18301M	Armstrong Court Phase 2 Rehab	1-5, 17-19 & 28-30 Armstrong Co.	Greenwich	Fairfield	105	Family	CHFA	For Profit	LIHTC	N/A	42.00	YES	0	1	0	0	0	1	0	0	0	0	0	0	0	0	0	0	0	1	
20902M	Armstrong Court Phase 3 Rehab	29 Milbank Avenue	Greenwich	Fairfield	0105.00	Family	CHFA	Unknown	LIHTC	Unknown	42.00	YES	23	19	0	0	0	42	0	0	0	5	15	20	0	2	0	0	42		
24915M	Armstrong Court Phase 4	6-8 (bldg 5) & 9-16 (bldg 4) Armst	Greenwich	Fairfield	0105.00	Family	CHFA	For Profit	LIHTC	N/A	48.00	NO	Under construction																		
1318AM	ArtLoftWest	838, 873, 904, 908 Whalley Ave. a	New Haven	New Haven	multiple	Family	CHFA	Non Profit	Restrictive Coven	N/A	18.00	NO																			
98014M	Artspace Norwich	35 Chestnut St. and 110-118 Fran	Norwich	New London	6968	Family	CHFA	For Profit	LIHTC	N/A	58.00	NO																			
02006M	Artspace Windham	480 Main Street	Windham	Windham	8006	Family	CHFA	For Profit	LIHTC	N/A	48.00	NO																			
94005S	Atlantic Park Apts.	658-668 Atlantic Street	Stamford	Fairfield	222	Supportive	CHFA	Non Profit	Supportive Housin	N/A	27.00	YES	6	0	0	0	0	6	0	0	0	1	3	2	0	0	0	0	0	6	
09900M	Avery Heights	300 Brandagee Avenue	Groton	New London	7025	Elderly	CHFA	For Profit	Section 8	PBCA	105.00	YES	7	4	0	0	0	11	0	0	0	6	2	3	0	0	0	0	0	11	
78053M	Barnum House	140 Fairfield Avenue	Bridgeport	Fairfield	706	Elderly	CHFA	For Profit	Section 8	PBCA	83.00	YES	11	1	0	0	0	12	0	0	0	5	6	0	1	0	0	0	0	12	
11004M	Bayview Towers	300 Tresser Boulevard	Stamford	Fairfield	217	Family	CHFA	For Profit	LIHTC	PBCA	200.00	YES	0	0	0	0	0	0	0	0	0	0	0	0	0	0	0	0	0	0	0
23408M	Bedford Gardens	119-137 Bedford Street; 131-133 E	Hartford	Hartford	5018.00	Family	CHFA	For Profit	Unknown	N/A	84.00	NO	Under construction																		
85120D	Beechwood Gardens	572-614 (even only) Whalley Ave.	New Haven	New Haven	1409.00	Family	CHFA	For Profit	LIHTC	PBCA	82.00	YES	4	0	0	0	0	4	0	0	1	0	5	0	0	0	0	0	0	5	
03008M	Berry Patch I	205 Oakland Road (Rte 30)	South Windsor	Hartford	4875	Elderly	CHFA	For Profit	LIHTC	N/A	102.00	YES	1	2	0	0	0	3	0	0	7	10	0	0	0	0	0	0	10		
04005M	Berry Patch II	440 Oakland Road	South Windsor	Hartford	4875	Elderly	CHFA	For Profit	LIHTC	N/A	94.00	YES	3	5	0	0	0	8	0	0	3	7	2	2	0	0	0	0	11		
88600M	Bethel A M E	30-32 Merwin Street	Norwalk	Fairfield	437	Family	CHFA	Non Profit	SURP	N/A	10.00	NO																			
06037S	Beth-E Mutual Housing (aka Liberty Pointe)	85 New Haven Avenue	Milford	New Haven	1509	Supportive	CHFA	Non Profit	Supportive Housin	N/A	5.00	YES	0	0	0	0	0	0	0	0	0	0	0	0	0	0	0	0	0	0	
14050M	Billings Forge Apartments	210-222, 233-237, 243, 251 & 257	Hartford	Hartford	5030	Family	CHFA	Non Profit	LIHTC	HUD	114.00	YES	8	6	0	0	0	14	0	0	1	0	2	13	0	0	0	0	0	15	
01008M	Birch Meadow	850 Parker Street	Manchester	Hartford	5141.02	Elderly	CHFA	For Profit	LIHTC	N/A	100.00	YES	1	5	0	0	0	6	0	0	0	5	1	0	0	0	0	0	0	6	
02007M	Boulder Ridge	400 Commerce Drive	Canton	Hartford	4641.02	Elderly	CHFA	For Profit	LIHTC	N/A	98.00	YES	2	4	0	0	0	6	0	0	2	8	0	0	0	0	0	0	8		
97008M	Bradley Estates I	435 Bradley Avenue	Meriden	New Haven	1706	Family	CHFA	For Profit	Section 8	PBCA	74.00	YES	6	2	0	0	0	8	0	0	0	4	1	1	2	0	0	0	8		
97009M	Bradley Estates II	50-62 Nutmeg Drive	Meriden	New Haven	1704	Family	CHFA	For Profit	Section 8	PBCA	42.00	YES	1	1	0	0	0	2	0	0	0	0	0	0	2	0	0	0	2		
94004S	Brick Row	25 Vermont Drive	Windham	Windham	8003	Supportive	CHFA	Non Profit	Supportive Housin	N/A	30.00	YES	2	0	0	0	0	2	0	0	0	1	1	0	0	0	0	0	2		
07020M	Bridgeport Elderly (fka 2400 North Avenue)	2400 North Avenue	Bridgeport	Fairfield	721	Elderly	CHFA	For Profit	Section 8	PBCA	85.00	NO																			
14090M	Brookfield Village	800 Federal Road & 7 Station Roa	Brookfield	Fairfield	2051	Family	CHFA	For Profit	LIHTC	N/A	48.00	YES	2	3	0	0	0	5	0	0	1	1	2	2	0	1	0	0	6		
1316AM	Brookside Commons Apartments	235 Main Street	East Hartford	Hartford	4945	Family	CHFA	For Profit	Market Rate Conv	N/A	258.00	NO	0	0	0	0	0	0	0	0	21	0	0	0	0	0	0	0	21		
20910M	Brookside Commons Apts. (fka Pequot Apts)	908 Hartford Turnpike	Waterford	New London	6937	Family	CHFA	For Profit	LIHTC	N/A	40.00	NO	Under construction																		
09019M	Brookside Phase I (fka West Rock Phase I)	6 Solomon Crossing	New Haven	New Haven	1																										

CHFANU MBER	DEVELOPMENT_NAME	DEVELOPMENT_ADDRESS1	DEVELOPMENT_CITY	CountyName	DEVELOP MENT_CE NSUBSTR CT	HOUSING _TYPE	PORTFOL IO_TYPE	OWNERS HIP_TYPE	PROGRAM_T YP E	CONTRA CTADMIN	UNITS	TPS_YES _NO	<25%	25%- 50%	51%- 80%	81%- 100%	>100%	TOTAL	VACANT UNITS	UNINH BITABL E	MARKET	NON_MI NORITY	AFRICA N_AME RIGAN	HISPANI C_LATI NO	OTHER	ASIAN	UNKN WN	DECLI ED	TOTAL ETHNIC S		
84004M	Chestnut Grove	200 Chestnut Grove	New Milford	Litchfield	2532	Elderly	CHFA	Non Profit	Market Rate	N/A	40.00	YES	0	0	0	0	0	0	0	0	0	5	5	0	0	0	0	0	0	0	5
01012M	Cityscape Apts.	Scattered; Affleck, Broad, Jefferson	Hartford	Hartford	5028	Family	CHFA	Non Profit	LIHTC	N/A	74.00	NO																			
21403M	Clay Arsenal Renaissance Apts.	25 Scattered Sites	Hartford	Hartford	Multiple	Family	CHFA	For Profit	LIHTC	N/A	150.00	YES	0	0	0	0	0	0	0	0	0	0	0	0	0	0	0	0	0	0	
75079M	Clifford House	1450 Main Street	Bridgeport	Fairfield	706	Elderly	CHFA	For Profit	Section 8	PBCA	101.00	YES	4	0	0	0	0	0	4	0	0	0	0	1	0	3	0	0	0	4	
10001GE	Clinton Commons	73-75-77, 83-85 & 101-103 Clinton	Bridgeport	Fairfield	709	Family	CHFA	For Profit	LIHTC	N/A	33.00	YES	2	1	2	0	0	0	5	0	0	0	0	2	2	0	0	0	1	5	
83013M	Clocktower Mill	63 Elm Street / 158 Forest Street	Manchester	Hartford	5147	Family	CHFA	For Profit	Market Rate	N/A	185.00	YES	0	14	21	4	8	47	0	0	0	0	26	7	13	1	0	0	0	47	
21402M	Coleman Towers Apts.	72 Spruce Street	Stamford	Fairfield	215.01	Family	CHFA	For Profit	LIHTC	N/A	132.00	NO																			
94010S	Colony (The)	41 Ludlow Street	Stamford	Fairfield	222	Supportive	CHFA	Non Profit	Supportive Housin	N/A	29.00	YES	5	0	0	0	0	0	5	0	0	0	3	2	0	0	0	0	0	5	
84022M	Cornfield Apartments	60 Pinney Street (Route 286)	Ellington	Tolland	5351	Family	CHFA	For Profit	80/20 Bond	N/A	216.00	YES	0	0	0	0	0	0	0	0	0	38	0	0	0	0	0	38	0	38	
11022S	Cosgrove Commons	815-817 Wethersfield Avenue	Hartford	Hartford	5025	Supportive	CHFA	Non Profit	Supportive Housin	N/A	24.00	YES	1	0	0	0	0	0	1	0	0	0	0	1	0	0	0	0	0	1	
91007M	Country Place	1 Birch Circle	Colchester	New London	7141.02	Family	CHFA	For Profit	LIHTC	N/A	112.00	YES	2	10	1	0	0	13	0	0	0	10	0	3	0	0	0	0	13		
94006M	Country Place II	1 Birch Circle	Colchester	New London	7141.02	Family	CHFA	For Profit	LIHTC	N/A	82.00	YES	1	2	0	0	0	3	0	0	3	4	0	2	0	0	0	0	6		
11026M	Country Village Apartments	283 Colonial Avenue	Waterbury	New Haven	3522	Family	CHFA	For Profit	Section 8	PBCA	232.00	YES	5	2	0	0	0	7	0	0	0	0	7	0	0	0	0	0	7		
78024M	Countrywood at Vernon	631 Talcoville Road	Vernon	Tolland	5303.01	Family	CHFA	For Profit	HUD Program (No N/A)		148.00	YES	0	2	0	0	0	2	0	0	27	0	0	0	0	0	0	29	29		
17003M	Courtland Arms	57 Court Street	New Britain	Hartford	4171	Family	CHFA	For Profit	LIHTC	N/A	24.00	YES	3	0	0	0	0	3	0	0	3	0	0	5	1	0	0	0	6		
94003S	Crescent Apts. (fka Crescent Bldg.)	431 Washington Avenue	Bridgeport	Fairfield	716	Supportive	CHFA	Non Profit	Supportive Housin	N/A	38.00	YES	9	1	0	0	0	10	0	0	0	2	3	3	2	0	0	0	10		
15005M	Crescent Crossings Phase 1-A	252 Hallett Street	Bridgeport	Fairfield	738	Family	CHFA	For Profit	LIHTC	N/A	93.00	YES	1	3	0	0	0	4	0	0	5	0	8	1	0	0	0	0	9		
23923M	Crescent Crossings, Phase 1C	252 Hallett Street	Bridgeport	Fairfield	0740.00	Family	CHFA	Unknown	LIHTC	N/A	85.00	NO																			
22919M	Curtis Cofield II Estate fka MLK/Tyler Street Fami	714-802 Rev. Dr. Martin Luther King	New Haven	New Haven	1408.00	Family	CHFA	Non Profit	LIHTC	N/A	56.00	NO																			
80070M	Danbury Commons	51 Main Street	Danbury	Fairfield	2101	Elderly	CHFA	For Profit	Section 8	PBCA	188.00	NO																			
09902M	Danbury Tower	40 William Street	Danbury	Fairfield	2106	Elderly	CHFA	For Profit	Section 8	PBCA	81.00	YES	11	2	0	0	0	13	0	0	0	6	1	4	2	0	0	0	13		
90022P	Deer Meadow	1 Deer Meadow Drive	Bloomfield	Hartford	4715	Family	CHFA	For Profit	LIHTC	N/A	48.00	YES	1	1	0	0	0	2	0	0	3	0	5	0	0	0	0	0	5		
1315AM	Deerfield Apartments	640-838 Windsor Avenue	Windsor	Hartford	4737	Family	CHFA	For Profit	Market Rate Conv	N/A	176.00	YES	0	0	0	0	0	0	0	0	0	0	0	0	0	0	0	20	20		
89005M	Deerfield Village	10 King Arthur Drive	East Lyme	New London	8707.01	Family	CHFA	For Profit	Restrictive Covens	N/A	100.00	NO																			
88014P	Diamond Court (fka Diamond Court-REO)	150 Manhan St.	Waterbury	New Haven	3523	Family	CHFA	For Profit	Restrictive Covens	N/A	80.00	NO																			
98021M	Dillon Place	54-84 Hendricxsen Avenue	Hartford	Hartford	5004	Family	CHFA	For Profit	LIHTC	N/A	65.00	YES	5	5	2	0	0	12	0	0	0	0	6	6	0	0	0	0	12		
85008D	Dutton Heights	Norris, Woodard & Driscoll Drives	Bristol	Hartford	4056.00	Family	CHFA	For Profit	LIHTC	N/A	84.00	YES	4	4	0	0	0	8	0	0	0	1	0	5	0	0	0	2	8		
08010M	Dye House Apartments	190 Pine Street	Manchester	Hartford	5146	Family	CHFA	For Profit	TCAP/Exchange	N/A	57.00	YES	1	1	2	0	0	4	0	0	0	2	2	0	0	0	0	0	4		
84006M	Eagle Rock Apts. at Enfield (fka Citywd at Enfield)	One Gatewood Drive	Enfield	Hartford	4812	Family	CHFA	For Profit	Restrictive Covens	N/A	208.00	NO																			
22410M	Eagleville Green	309 Maple Road	Storrs	Tolland	8815.00	Family	CHFA	Non Profit	LIHTC	N/A	44.00	NO																			
75098M	Eastgate II	36-3 Maybury Circle	Waterbury	New Haven	3527.02	Elderly	CHFA	For Profit	Section 8	PBCA	44.00	NO																			
98017M	Easton Place	32-E Jaidee Drive	East Hartford	Hartford	5106	Family	CHFA	For Profit	LIHTC	N/A	50.00	YES	1	2	2	0	0	5	0	0	0	0	1	4	0	0	0	0	5		
12001M	Elias Howe Elderly Housing	287 Clinton Avenue	Bridgeport	Fairfield	201	Elderly	CHFA	For Profit	Restrictive Covens	N/A	37.00	YES	1	1	0	0	0	2	0	0	0	0	0	2	0	0	0	0	2		
98002M	Elizabeth Square	112-120 Elizabth Street	Norwich	New London	6967	Family	CHFA	Non Profit	80/20 Bond	N/A	29.00	YES	0	0	0	0	0	0	7	0	0	0	2	0	0	0	0	5	7		
80028M	Ella Grasso	65 Ballou Street	Putnam	Windham	9031	Elderly	CHFA	For Profit	Section 8	PBCA	72.00	NO																			
22405M	Ellis Street Commons	312 Ellis Street	New Britain	Hartford	4155.00	Family	CHFA	For Profit	LIHTC	N/A	154.00	NO																			
91021P	Eno Farms (REO)	1-15 Hitchcock Circle, 1-13 Pattisc	Simsbury	Hartford	4662.01	Family	CHFA	For Profit	Restrictive Covens	N/A	50.00	YES	0	1	0	0	0	1	0	0	0	0	1	0	0	0	0	0	1		
18008M	Enterprise and Abbott Apts.	One Enterprise Place	Waterbury	New Haven	multiple	Elderly	CHFA	For Profit	LIHTC	PBCA	187.00	YES	3	0	0	0	0	3	0	0	0	0	1	2	0	0	0	0	3		
09903M	Executive Square House	100 Executive Square	Wethersfield	Hartford	4926	Elderly	CHFA	For Profit	Section 8	PBCA	240.00	YES	15	3	0	0	0	18	0	0	0	11	3	4	0	0	0	0	18		
09030M	Fair Street Apartments	80 Fair Street	Norwalk	Fairfield	434	Family	CHFA	For Profit	LIHTC	N/A	57.00	NO																			
94009S	Fairfield Apts. (fka Fairfield Avenue)	1062 Fairfield Avenue	Bridgeport	Fairfield	7112	Supportive	CHFA	Non Profit	Supportive Housin	N/A	34.00	YES	10	0	0	0	0	10	0	0	0	2	2	4	2	0	0	0	10		
85025D	Fairfield Ridge Apartments	1-87 Fairfield Ridge Rd.	Danbury	Fairfield	2104.00	Family	CHFA	For Profit	LIHTC	N/A	58.00	NO																			
06052M	Fairgate (fka Fairfield Court Revitalization)	25 Fairfield Avenue	Stamford	Fairfield	215	Family	CHFA	For Profit	LIHTC	N/A	90.00	YES	5	0	0	0	0	5	0	0	2	1	5	1	0	0	0	0	7		
06041S	Fellowship Commons Westville	992-1000 Whalley Avenue	New Haven	New Haven	1413	Supportive	CHFA	Non Profit	Supportive Housin	N/A	18.00	YES	2	0	0	0	0	2	0	0	0	0	0	1	1	0	0	0	2		
03006S	Ferry Street	368-370,372-374,376-378,382-38	New Haven	New Haven	1424	Supportive	CHFA	Non Profit	Supportive Housin	N/A	24.00	YES	0	0	0	0	0	0	0	0	0	0	0	0	0	0	0	0	0		
03023M	Fitch Court	156 Bloomfield Avenue	Windsor	Hartford	4734	Elderly	CHFA	Non Profit	Restrictive Covens	N/A	40.00	YES	2	0	0	0	0	2	0	0	0	0	2	0	0	0	0	0	2		
97005M	Florence Virtue	49 Charles Street	New Haven	New Haven	1416	Family	CHFA	For Profit	LIHTC	N/A	129.00	YES	0	4	0	0	0	4	0	0	0	2	1	4	1	0	0	0	6		
11008M	Foote Commons	356 & 366 West Main Street	Cheshire	New Haven	3431.02	Family	CHFA	Non Profit	Restrictive Covens	N/A	20.00	YES	0	0	0	0	0	0	0	0	0	0	0	0	0	0	0	0	0		
81001D	Forest Court	1-37 Bari Lane	Farmington	Hartford	4603.01	Family	CHFA	For Profit	LIHTC	PBCA	36.00	YES	1	0	0	0	0	1	0	0	0	0	0	1	0	0	0	0	1		
11012S	Francis Xavier Plaza	605 Baldwin Street	Waterbury	New Haven	3505	Supportive	CHFA	Non Profit	Supportive Housin	N/A	20.00	YES	7	0	0	0	0	7	0	0											

CHFANU MBER	DEVELOPMENT_NAME	DEVELOPMENT_ADDRESS1	DEVELOPMENT_CITY	CountyName	DEVELOP MENT_CE NSUBSTR CT	HOUSING _TYPE	PORTFOL IO_TYPE	OWNERS HIP_TYPE	PROGRAM_T YPE	CONTRA CTADMIN	UNITS	TPS_YES _NO	<25%	25%- 50%	51%- 80%	81%- 100%	>100%	TOTAL	VACANT UNITS	UNINH BTABL E	MARKET	NON_MI NORITY	AFRICA N_AME RIGAN	HISPA N_C_LA TINO	OTHER	ASIAN	UNKN OWN	DECLI NE	TOTAL ETHNIC S	
20403M	Hartford Preservation Portfolio	95 Vine St, 60 Wadsworth St, 160	Hartford	Hartford	Multiple	Family	CHFA	For Profit	LIHTC	PBCA	206.00	YES	22	14	2	0	0	38	0	0	0	0	0	16	20	2	0	0	0	38
99009M	Hedgewood Apts.	301 Sandy Lane	Norwich	New London	6964	Family	CHFA	For Profit	LIHTC	N/A	100.00	YES	5	6	2	0	0	13	0	0	0	0	6	3	0	4	0	0	0	13
01010M	Herbert T. Clark	43 Canione Road	Glastonbury	Hartford	5203.02	Elderly	CHFA	Non Profit	Assisted Living	N/A	25.00	YES	6	1	0	0	0	7	0	0	0	0	7	0	0	0	0	0	0	7
85043M	Heritage Commons	38 Boston Road	Middletown	Middlesex	5414.02	Elderly	CHFA	For Profit	8020 Bond	N/A	89.00	YES	0	0	0	0	0	0	0	0	0	20	0	0	0	0	0	0	20	20
93002P	Heritage Glen Apartments	300 Colt Highway (Route 6)	Farmington	Hartford	4602.02	Family	CHFA	For Profit	LIHTC	N/A	68.00	YES	1	2	0	0	0	3	0	0	8	5	1	2	3	0	0	0	11	
78051M	Highwood Gardens	324 Goodrich Street	Hamden	New Haven	1655	Family	CHFA	For Profit	Section 8	PBCA	16.00	NO	Not required to report																	
E08009	Highwood Square	943, 953-965 Dixwell Avenue & 11	Hamden	New Haven	1655	Family	CHFA	For Profit	TCAP/Exchange	N/A	27.00	YES	1	2	0	0	0	3	0	0	0	0	1	1	1	1	0	0	0	3
21906M	Hill Central Phase 1	145 Dewitt Street & 550 Howard A	New Haven	New Haven	1403.00	Family	CHFA	For Profit	LIHTC	N/A	64.00	NO	Under construction																	
08004M	Hillcrest (fka Hillstead/Kelly Farm)	25 Gerber Rd	South Windsor	Hartford	4872.01	Elderly	CHFA	For Profit	LIHTC	N/A	88.00	YES	2	3	0	0	0	5	0	0	0	3	7	0	1	0	0	0	0	8
88012M	Historic Asylum Hill	926-930 Asylum Avenue	Hartford	Hartford	5033	Family	CHFA	For Profit	Restrictive Covens	N/A	24.00	NO																		
05013M	Hollander Building	410 Asylum Street	Hartford	Hartford	5021	Family	CHFA	Non Profit	LIHTC	N/A	70.00	NO																		
09004M	Homes at Pride Point (fka Bates Woods Apts.)	27-114 Boulder Rd., 5-16 Buchan	New London	New London	6903	Family	CHFA	For Profit	TCAP	N/A	126.00	YES	2	4	2	1	0	9	0	0	0	0	2	0	7	0	0	0	9	
09003M	Homes at Progress Point (fka Briarcliff Apts.)	29 Laurel Drive	New London	New London	6903	Family	CHFA	For Profit	TCAP	N/A	106.00	YES	1	1	1	0	0	3	0	0	0	0	1	0	2	0	0	0	3	
83005M	Howard Apartments	672-674 Howard Avenue	New Haven	New Haven	1406	Family	CHFA	For Profit	Section 8	PBCA	13.00	NO	Not required to report																	
94007S	Hudson View Commons	519-533 & 541-543 Hudson Street	Hartford	Hartford	5003	Supportive	CHFA	Non Profit	Supportive Housin	N/A	28.00	YES	0	0	0	0	0	0	0	0	0	0	0	0	0	0	0	0	0	0
98022M	Hunter's Ridge	1-51 Hunters Ridge	Farmington	Hartford	4603.02	Elderly	CHFA	For Profit	LIHTC	N/A	51.00	YES	2	6	0	0	0	8	0	0	0	0	6	0	0	2	0	0	0	8
04006M	Huntington Place	1235 Huntington Turnpike	Trumbull	Fairfield	905	Elderly	CHFA	Non Profit	LIHTC	N/A	40.00	YES	0	1	0	0	0	1	0	0	0	0	0	0	1	0	0	0	0	1
77008M	Huntington Towers	149 Huntington Street	New London	New London	8703	Elderly	CHFA	For Profit	LIHTC	PBCA	121.00	YES	0	0	0	0	0	0	0	0	0	0	0	0	0	0	0	0	0	0
88016P	Huntington Woods	200 Blakeslee Street	Bristol	Hartford	4061	Family	CHFA	For Profit	LIHTC	N/A	280.00	NO																		
04016M	Indian Field Apartments	11-35 Fort Hill Road	New Milford	Litchfield	2536	Family	CHFA	For Profit	LIHTC	N/A	40.00	NO																		
10005M	Industria Commons (fka Corbin Heights)	2246-2352 Corbin Ave, 80-164 De	New Britain	Hartford	4167	Family	CHFA	For Profit	LIHTC	N/A	235.00	YES	9	2	0	0	0	11	0	0	0	0	1	10	0	0	0	0	0	11
06042S	Jarvis Court	58-60, 76-78, 82-84, 87-89 Jarvis	Fairfield	Fairfield	615	Supportive	CHFA	Non Profit	Supportive Housin	N/A	8.00	YES	0	0	0	0	0	0	0	0	0	0	0	0	0	0	0	0	0	0
11020S	Jefferson Commons	432 Jefferson Avenue	New London	New London	6903	Supportive	CHFA	Non Profit	Supportive Housin	N/A	12.00	YES	2	0	0	0	0	2	0	0	0	1	0	1	0	0	0	0	2	
78055M	John B. Sliney House	21 Rice Terrace	Branford	New Haven	1841	Elderly	CHFA	For Profit	Section 8	PBCA	38.00	YES	3	0	0	0	0	3	0	0	0	3	0	0	0	0	0	0	0	3
09905M	Josephine Towers	24 Union Street	Waterbury	New Haven	3501	Elderly	CHFA	For Profit	Section 8	PBCA	125.00	YES	9	2	0	0	0	11	0	0	1	1	3	4	4	0	0	0	12	
SHA002	Kensington Square I Apts.	Chapel, Elm, Garden & Kensington	New Haven	New Haven	1407	Family	CHFA	For Profit	LIHTC	PBCA	120.00	NO																		
03027M	Kimberly Place Apartments	19 Main Street	Danbury	Fairfield	2101	Elderly	CHFA	For Profit	Section 8	PBCA	117.00	YES	9	0	0	0	0	9	0	0	0	0	2	2	5	0	0	0	0	9
95012C	King George	730 George Street	New Haven	New Haven	1408	Family	CHFA	Non Profit	LIHTC	N/A	58.00	YES	0	0	0	0	0	0	0	0	0	0	0	0	0	0	0	0	0	0
99004M	Kingswood Apts.	466 Ash Street	Windham	Windham	8007	Family	CHFA	For Profit	LIHTC	PBCA	110.00	YES	1	3	2	0	1	7	0	0	0	0	0	0	7	0	0	0	7	
21-907M	Lascana Homes of Orange	329 Smith Farm Road	Orange	New Haven	1571.00	Family	CHFA	For Profit	LIHTC	N/A	46.00	YES	13	22	9	2	0	46	0	0	0	30	12	2	1	1	0	0	46	
02003M	Laurel Commons	79 Gay and 4-6 Fruit Street	Winsted	Litchfield	3201	Elderly	CHFA	Non Profit	LIHTC	N/A	44.00	YES	3	3	0	0	0	6	0	0	0	6	0	0	0	0	0	0	0	6
14064M	Laurelwood Place Apartments	585 Norman Street	Bridgeport	Fairfield	712	Elderly	CHFA	For Profit	LIHTC	PBCA	102.00	NO																		
17411M	Lavender Field Apts. (fka Bloomfield Specialty Hsn	458 & 470 Cottage Grove Road	Bloomfield	Hartford	4712	Family	CHFA	For Profit	LIHTC	N/A	38.00	YES	1	0	0	0	0	1	0	0	0	0	1	0	0	0	0	0	0	1
03018S	Leeway Scattered Sites (fka Leeway/CIL Properties	126 Front St., 465 + 467 Whaley	New Haven & West	New Haven	multiple	Supportive	CHFA	Non Profit	Supportive Housin	N/A	5.00	NO																		
08036S	Leeway Welton Apartments	34-36 Welton Street	New Haven	New Haven	1425	Supportive	CHFA	Non Profit	Supportive Housin	N/A	10.00	NO																		
82027M	Legion Avenue Court	46 & 56 Auburn St., 466 & 476 Le	New Haven	New Haven	1406	Family	CHFA	For Profit	Section 8	PBCA	27.00	NO	Not required to report																	
94001S	Liberty Commons	8 Liberty Street	Middletown	Middlesex	5411	Supportive	CHFA	Non Profit	Supportive Housin	N/A	40.00	YES	1	0	0	0	0	1	0	0	0	1	0	0	0	0	0	0	1	
13070S	Liberty Gardens	272 Garden Street	Hartford	Hartford	5017	Supportive	CHFA	Non Profit	Supportive Housin	N/A	10.00	YES	2	0	0	0	0	2	0	0	0	0	2	0	0	0	0	0	2	
16420M	Liberty Place	8 Liberty Place	Clinton	Middlesex	6103	Family	CHFA	Non Profit	LIHTC	N/A	21.00	YES	1	1	0	0	0	2	0	0	0	1	0	1	0	0	0	0	2	
20413M	Little Brook (fka Deming Ridge)	833 Deming Road	Berlin	Hartford	4001.01	Family	CHFA	For Profit	LIHTC	N/A	88.00	YES	9	17	0	0	0	26	0	0	62	54	8	10	11	5	0	0	88	
14100M	Lofts at Ponemah Mills (The)	607 Norwich Ave.	Norwich	New London	6961	Family	CHFA	For Profit	LIHTC	N/A	116.00	YES	2	11	3	0	0	16	0	0	8	8	2	3	3	1	0	7	24	
17009M	Lofts at Ponemah Mills Phase 2 (The)	611 Norwich Ave.	Norwich	New London	6961	Family	CHFA	For Profit	LIHTC	N/A	121.00	YES	2	11	3	0	0	16	0	0	11	4	9	2	11	1	0	0	27	
19404M	Lofts at Ponemah Mills Phase 3 (The)	601, 603 & 609 Norwich Avenue	Norwich	New London	6961	Family	CHFA	For Profit	LIHTC	N/A	64.00	YES	2	5	0	0	0	7	0	0	9	1	1	1	0	0	13	0	16	
12073M	Loom City Lofts	215 and 225 East Main Street	Vernon	Tolland	5301	Family	CHFA	For Profit	LIHTC	N/A	68.00	YES	3	9	1	0	0	13	0	0	1	4	8	2	0	0	0	0	14	
01013M	Luther Ridge	628 Congdon Street West	Middletown	Middlesex	5414.02	Elderly	CHFA	Non Profit	Assisted Living	N/A	45.00	YES	9	4	0	0	0	13	0	0	0	13	0	0	0	0	0	0	0	13
79055M	M.D. Fox School	461 Washington Street	Hartford	Hartford	5027	Elderly	CHFA	For Profit	LIHTC	PBCA	90.00	YES	5	0	0	0	0	5	0	0	0	5	0	0	5	0	0	0	5	
97013M	Maple Hill Apartments	14A and 14B South Broad Street	Meriden	New Haven	1708	Family	CHFA	For Profit	Section 8	PBCA	32.00	YES	3	1	0	0	0	4	0	0	0	3	1	0	0	0	0	0	4	
76039M	Mapleview Towers	51 Grove Street	Stamford	Fairfield	217	Elderly	CHFA	For Profit	Section 8	PBCA	101.00	YES	8	0	0	0	0	8	0	0	0	0	0	0	0	0	8	0	8	
94010C	Maplewood Court	434 Maplewood Avenue	Bridgeport	Fairfield	711	Family	CHFA	Non Profit	LIHTC	N/A	32.00	YES	2	1	0	0	0	3	0	0	0	1	2	0	0	0	0	0	3	
75064M	Market Square	65 Constance Leigh Drive	Newington	Hartford	4944	Elderly	CHFA	For Profit	Section 8	PBCA	76.00	YES	6	2	0	0	0	8	0	0	0	8	0	0	0	0	0	0	8	
10008M	Marshall Commons (fka Ludlow Place)	192 Ludlow Street	Stamford	Fairfield	222	Family	CHFA	For Profit	LIHTC	N/A	50.00	NO																		
94011S	Mary Seymour Place Apts.	2197 Main Street	Hartford	Hartford	5013	Supportive	CHFA	Non Profit	Supportive Housin	N/A	30.00	NO																		
21410M	McConaughy Terrace	410 Valley St	New Haven	New Haven	1412	Family	CHFA	Non Profit	LIHTC	N/A	93.00	NO	Under construction																	
T09010	Metro Green Residences (fka Metro Green Apts. II	17 Atlantic Street	Stamford	Fairfield	222	Family	CHFA	For Profit	TCAP	N/A	50.00	YES	0	1	0	0	0	1	0	0	0	0	0	1	0	0	0	0	1	
03035S	Middlesex Pilots	13 Liberty Pl																												

CHFANU MBER	DEVELOPMENT_NAME	DEVELOPMENT_ADDRESS1	DEVELOPMENT_CITY	CountyName	DEVELOPMENT_CE NSTRUC T	HOUSING _TYPE	PORTFOL IO_TYPE	OWNERS HIP_TYPE	PROGRAM_TY P E	CONTRA CTADMIN	UNITS	TPS_YES _NO	<25%	25%- 50%	51%- 80%	81%- 100%	>100%	TOTAL	VACANT UNITS	UNINHABITABLE	MARKET	NON_MI NORITY	AFRICA N AME RICAN	HISPANI C_LATI NO	OTHER	ASIAN	UNKNOW N	DECLIN ED	TOTAL_ ETHNIC S	
73067M	Parish Court	165 Warde Terrace	Fairfield	Fairfield	610	Elderly	CHFA	Non Profit	Section 8	PBCA	100.00	YES	8	1	0	0	0	9	0	0	5	12	1	0	0	1	0	0	0	14
05004M	Park Ridge Twrs II-ITA	40 Austin Street	New Haven	New Haven	1413	Elderly	CHFA	For Profit	LIHTC	N/A	88.00	YES	5	0	0	0	0	5	0	0	0	0	1	3	1	0	0	0	5	
13041M	Park West Apartments	178 Terrace Drive	Vernon	Tolland	5303.01	Family	CHFA	For Profit	LIHTC	PBCA	189.00	NO																		
09006M	Peachtree Village	60 Darling Drive	Avon	Hartford	4622.01	Elderly	CHFA	For Profit	LIHTC	N/A	104.00	YES	1	10	0	0	0	11	0	0	5	15	0	1	0	0	0	0	16	
15079M	Pine Tree Apartments	15 Pine Tree Lane	Fairfield	Fairfield	610.00	Family	CHFA	For Profit	LIHTC	N/A	50.00	YES	1	2	0	0	0	3	0	0	0	1	1	0	1	0	0	0	3	
09906M	Plaza on the Green	2 North Main Street	Waterbury	New Haven	3501	Elderly	CHFA	For Profit	Section 8	PBCA	157.00	YES	14	1	0	0	0	15	0	0	0	4	1	10	0	0	0	0	15	
09907M	Poquonnock Village	1039 Poquonnock Road	Groton	New London	7027	Elderly	CHFA	For Profit	Section 8	PBCA	114.00	NO																		
88504M	Putnam Park	751-757 Park Street	Hartford	Hartford	5028	Family	CHFA	Non Profit	LIHTC	N/A	18.00	NO																		
75033M	Quarry Knoll II	52-99 Quarry Knolls	Greenwich	Fairfield	107	Elderly	CHFA	Non Profit	Section 8	PBCA	40.00	NO																		
09037M	Quinnipiac Terrace Phase 3 Rental (QT3)	24,26A & B, 28-40 & 48-60 Peck	New Haven	New Haven	1425	Family	CHFA	For Profit	LIHTC	N/A	33.00	YES	2	1	0	0	0	3	0	0	0	0	2	1	0	0	0	0	3	
13060M	Quintard Manor	18 Quintard Terrace	Stamford	Fairfield	217	Elderly	CHFA	For Profit	LIHTC	N/A	60.00	YES	1	1	0	0	0	2	0	0	0	0	1	1	0	0	0	0	2	
99005M	Redstone Gardens	218 Surrey Drive (multiple bldgs.)	Bristol	Hartford	4054.02	Family	CHFA	For Profit	LIHTC	N/A	132.00	YES	6	5	2	0	0	13	0	0	0	1	1	0	11	0	0	0	13	
90012P	Renaissance Plaza	210 Washington Avenue	Bridgeport	Fairfield	706	Family	CHFA	For Profit	Restrictive Covens	N/A	81.00	YES	9	4	0	0	0	13	0	0	0	1	10	2	0	0	0	0	13	
01001M	Retreat, The	90 Retreat Avenue	Hartford	Hartford	5003	Elderly	CHFA	For Profit	Assisted Living	N/A	100.00	YES	21	2	0	0	0	23	0	0	0	14	8	1	0	0	0	0	23	
93003P	River Commons Apartments	15 School Street	Norwalk	Fairfield	434	Family	CHFA	For Profit	LIHTC	N/A	34.00	YES	0	0	0	0	0	0	0	0	0	0	0	0	0	0	0	0	0	
1302AM	River Hollow	225 & 226 South Water Street	East Windsor	Hartford	4841	Family	CHFA	For Profit	Market Rate Conv	N/A	120.00	YES	2	13	7	1	0	23	0	0	0	10	6	4	3	0	0	0	23	
00006M	River Ridge	2384 State Street	Hamden	New Haven	1651	Family	CHFA	For Profit	LIHTC	N/A	62.00	YES	2	3	0	0	0	5	0	0	0	3	2	0	0	0	0	0	5	
80053M	River Run	50 Grand Avenue	New Haven	New Haven	1423	Elderly	CHFA	For Profit	LIHTC	PBCA	140.00	YES	1	0	0	0	0	1	0	0	0	0	0	0	1	0	0	0	1	
19911M	Rocky Neck Village	277R West Main Street	East Lyme	New London	7161.01	Family	CHFA	For Profit	LIHTC	N/A	56.00	NO																		
99010M	Rolling Ridge Apartments	15 Ridge Court East	West Haven	New Haven	1542	Family	CHFA	For Profit	LIHTC	N/A	180.00	NO																		
03013M	Sage Pond	1725 Berlin Turnpike	Berlin	Hartford	4002	Elderly	CHFA	For Profit	LIHTC	N/A	84.00	YES	2	2	0	0	0	4	0	0	0	4	0	0	0	0	0	0	0	4
03033S	Samuels Court	5 Scupper Road	Danbury	Fairfield	2108	Supportive	CHFA	For Profit	Supportive Housin	N/A	28.00	YES	0	0	0	0	0	0	0	0	0	0	0	0	0	0	0	0	0	0
98010M	Saranor Apartments	119,127,143,145,151,153,159,161	Milford	New Haven	1510	Elderly	CHFA	For Profit	LIHTC	PBCA	120.00	YES	14	3	0	0	0	17	0	0	0	14	0	2	0	1	0	0	17	
87026D	Sasco Creek Village	1655 Post Road East	Westport	Fairfield	503.00	Family	CHFA	For Profit	LIHTC	N/A	54.00	NO																		
86503M	Saye Brooke Village West	55 Sheffield Street	Old Saybrook	Middelsex	6702	Elderly	CHFA	Non Profit	SURP	N/A	14.00	YES	0	2	0	0	0	2	0	0	0	2	0	0	0	0	0	0	2	
13034M	School Apts.	50 Bassett St. & 161 South Main	New Britain	Hartford	4156	Elderly	CHFA	For Profit	Section 8	PBCA	226.00	NO																		
14101M	Shoolhouse Apartments	90 Platt Street, 47 Beacon Street, -	Waterbury	New Haven	multiple	Elderly	CHFA	For Profit	LIHTC	PBCA	213.00	YES	25	0	0	0	0	25	0	0	0	1	6	17	0	0	0	1	25	
22-510	SECT Supports	29 Williams St, 55 Dennison Ave, -	15 Avery, 53 Peck	New London	multiple	Supportive	CHFA	For Profit	Supportive Housin	N/A	21.00	YES	5	1	0	0	0	6	1	0	0	5	1	0	0	0	0	0	6	
77039M	Shephard Ave	170 Sisson Avenue	Hartford	Hartford	5042	Elderly	CHFA	For Profit	Section 8	PBCA	373.00	NO																		
99007M	Silver Pond Apts.	658 East Center Street	Wallingford	New Haven	1759	Elderly	CHFA	For Profit	LIHTC	PBCA	160.00	YES	6	11	0	0	0	17	0	0	0	13	1	0	3	0	0	0	17	
99003M	Sleeping Giant Apts.	1238 Hartford Turnpike	Vernon	Tolland	5304	Family	CHFA	For Profit	LIHTC	N/A	106.00	YES	6	3	2	0	0	11	0	0	0	1	1	6	0	0	0	3	11	
02014M	Smithfield Gardens	26-28 Smith Street	Seymour	New Haven	1301.01	Elderly	CHFA	Non Profit	Assisted Living	N/A	56.00	YES	8	10	0	0	0	18	0	0	0	18	0	0	0	0	0	0	18	
02017S	Soromundi Commons	135 Broad Street	Hartford	Hartford	5246	Supportive	CHFA	Non Profit	Supportive Housin	N/A	48.00	YES	7	0	0	0	0	7	0	0	0	5	1	0	1	0	0	0	7	
18413M	Soundview Landing (Ika Washington Vlg) Ph 2 - 4	30 Day Street	Norwalk	Fairfield	441	Family	CHFA	For Profit	LIHTC	N/A	42.00	NO																		
18913M	Soundview Landing (Ika Washington Vlg) Ph 2 - 9	30 Day Street	Norwalk	Fairfield	441	Family	CHFA	For Profit	LIHTC	N/A	43.00	NO																		
19415M	Soundview Landing (Ika Washington Vlg) Ph 3 - 4	30 Day Street (BLDG E)	Norwalk	Fairfield	441	Family	CHFA	For Profit	LIHTC	N/A	58.00	NO																		
09098M	South Green	65 Church Street	Middletown	Middelsex	5417	Elderly	CHFA	For Profit	Section 8	PBCA	125.00	YES	8	1	0	0	0	9	0	0	0	7	2	0	0	0	0	0	9	
99006M	Southford Park	1-31 National Avenue	Waterbury	New Haven	3526	Family	CHFA	For Profit	LIHTC	N/A	212.00	YES	7	3	5	0	0	15	0	0	0	2	4	9	0	0	0	15		
98020M	Southwood Square I	14 Southwood Dr.	Stamford	Fairfield	223	Family	CHFA	For Profit	LIHTC	N/A	149.00	YES	1	0	0	0	0	1	0	0	0	0	1	0	0	0	0	0	1	
01003M	Southwood Square-Ph 2	14 Southwood Dr.	Stamford	Fairfield	223	Family	CHFA	For Profit	LIHTC	HUD	110.00	YES	0	0	0	0	0	0	0	0	0	0	0	0	0	0	0	0	0	
03004M	Southwood Square-Ph 3	14 Southwood Dr.	Stamford	Fairfield	223	Family	CHFA	For Profit	LIHTC	HUD	56.00	YES	0	0	0	0	0	0	0	0	0	0	0	0	0	0	0	0	0	
18316M	Spencer Village I and II	26,28,34,36,40,48,50,54,58,60,62	Manchester	Hartford	5151.02	Elderly	CHFA	For Profit	LIHTC	N/A	80.00	YES	3	0	0	0	0	3	0	0	0	1	1	1	0	0	0	0	3	
77046M	St. Mary's Elderly	1451 Main Street	East Hartford	Hartford	5101	Elderly	CHFA	For Profit	Section 8	PBCA	56.00	NO																		
09001M	St. Mary's Residence	41 Beaver Street	New Britain	Hartford	4159	Family	CHFA	For Profit	Restrictive Covens	N/A	52.00	NO																		
17029M	St. Paul's Flax Hill Co-op	28 Dr. Martin Luther King Jr. Drive	Norwalk	Fairfield	440	Family	CHFA	Non Profit	CO-OP or Mutual	PBCA	86.00	YES	1	1	1	0	0	3	0	0	0	0	0	0	3	0	0	0	3	
87504M	St. Stephen's Townhouse	13 A-G Rogers Street	Branford	New Haven	1841	Family	CHFA	Non Profit	SURP	N/A	7.00	NO																		
23928M	State & Chapel	294, 300 & 310 State Street & 742	New Haven	New Haven	1401.02	Family	CHFA	For Profit	LIHTC	N/A	72.00	NO																		
78008M	Steele Berger Apts. (Ika Berger Building)	135 Derby Avenue	New Haven	New Haven	1401.02	Elderly	CHFA	For Profit	Section 8	PBCA	144.00	YES	0	0	0	0	0	0	0	0	0	0	0	0	0	0	0	0	0	
01002M	Sterling Market Lofts	1042-1060 Broad Street	Bridgeport	Fairfield	706	Family	CHFA	Non Profit	LIHTC	N/A	61.00	YES	0	1	0	0	0	1	0	0	0	0	0	0	1	0	0	0	1	
04018M	Stonebridge Apts.	634 Wethersfield Rd.	Berlin	Hartford	4001	Elderly	CHFA	For Profit	LIHTC	N/A	110.00	YES	0	4	0	0	0	4	0	0	0	4	0	0	0	0	0	0	4	
05011M	Stonebridge II	1 Stonebridge Way	Berlin	Hartford</																										

CHFANU MBER	DEVELOPMENT_NAME	DEVELOPMENT_ADDRESS1	DEVELOPMENT_CITY	CountyName	DEVELOP MENT_CE NSUBSTR CT	HOUSING _TYPE	PORTFOL IO_TYPE	OWNERS HIP_TYPE	PROGRAM_TYP E	CONTRA CTADMIN	UNITS	TPS_YES _NO	<25%	25%- 50%	51%- 80%	81%- 100%	>100%	TOTAL	VACANT UNITS	UNINHABITABLE	MARKET	NON_MI NORITY	AFRICA N_AME RICA	HISPANI C_LATI NO	OTHER	ASIAN	UNKNO WN	DECLI ED	TOTAL ETHNIC S	
21919M	Valley Townhouses	210-290 Valley Street	New Haven	New Haven	1412.00	Family	CHFA	Non Profit	LIHTC	N/A	40.00	NO	Under construction																	
85049M	Velvet Mill	185 Pine Street	Manchester	Hartford	5147	Family	CHFA	For Profit	Restrictive Covens	N/A	210.00	NO	Not required to report																	
16007M	Victoria Gardens	105 Boston Post Road	Waterford	New London	6934	Elderly	CHFA	For Profit	LIHTC	N/A	90.00	YES	4	5	0	0	0	9	0	0	1	8	2	0	0	0	0	0	10	
08003M	Village at Hales Court (The)	1-79 Hales Court	Westport	Fairfield	505	Family	CHFA	For Profit	TCAP/Exchange	N/A	78.00	NO																		
05005M	Village at Killingly, The (fka Robinwood)	600 Lindenwood Drive	Dayville	Windham	9044	Family	CHFA	Non Profit	LIHTC	PBCA	116.00	YES	7	5	0	0	0	12	0	0	0	10	2	0	0	0	0	0	12	
17513M	Village at Park River I (fka Westbrook Village I)	259, 275 & 295 Plainfield St., 134	Hartford	Hartford	5038	Family	CHFA	For Profit	LIHTC	N/A	75.00	YES	1	2	0	0	0	3	0	0	2	1	2	1	0	1	0	0	5	
21915M	Village at Park River IV (fka Westbrook Village IV)	13 Stillman Westbrook Ct and 71,7	Hartford	Hartford	5038.00	Family	CHFA	For Profit	LIHTC	N/A	60.00	YES	2	1	0	0	0	3	1	0	0	0	1	2	0	0	0	0	3	
22910M	Village at Park River V (fka Westbrook Village)	259 Plainfield Street	Hartford	Hartford	5038.00	Family	CHFA	For Profit	LIHTC	N/A	58.00	NO	Under construction																	
23916M	Village at Park River VI-A	1550 Albany Ave	Hartford	Hartford	5038.00	Family	CHFA	For Profit	LIHTC	N/A	32.00	NO	Under construction																	
23917M	Village at Park River VI-B	1550 albany Ave	Hartford	Hartford	5038.00	Family	CHFA	For Profit	LIHTC	N/A	44.00	NO	Under construction																	
06059M	Village at Yorkshire	565 Middle Road	Farmington	Hartford	4601	Elderly	CHFA	For Profit	LIHTC	N/A	92.00	YES	2	5	0	0	0	7	0	0	1	6	0	0	1	1	0	0	8	
09099M	Village Court	70 Mechanic Street	Norwich	New London	6967	Elderly	CHFA	For Profit	Section 8	PBCA	75.00	NO																		
94004M	Watertown Crossing Village	100 Fulkerson Drive	Waterbury	New Haven	3522	Family	CHFA	For Profit	LIHTC	N/A	108.00	YES	1	4	4	0	0	9	0	0	0	0	3	6	0	0	0	0	9	
01007M	Watson Farm	700 Deming Street	South Windsor	Hartford	4875	Elderly	CHFA	For Profit	LIHTC	N/A	72.00	YES	2	5	0	0	0	7	0	0	3	8	2	0	0	0	0	0	10	
02001M	Wauregan Hotel (The)	192-194 Main Street	Norwich	New London	6968	Family	CHFA	For Profit	LIHTC	N/A	70.00	YES	2	9	0	0	0	11	0	0	0	5	3	3	0	0	0	0	11	
98025M	Webster St. Mutual Housing	63-75 Webster Street	Hartford	Hartford	5027	Family	CHFA	For Profit	LIHTC	N/A	30.00	YES	0	1	0	0	0	1	0	0	0	0	0	1	0	0	0	0	1	
09910M	Wequonnoc Village	24 North Fifth Avenue	Norwich	New London	6961	Elderly	CHFA	For Profit	Section 8	PBCA	98.00	YES	10	3	0	0	0	13	0	0	0	10	0	3	0	0	0	0	13	
82025M	Wescott, The (fka Newbury Commons)	1450 Washington Boulevard	Stamford	Fairfield	216.00	Family	CHFA	For Profit	Restrictive Covens	N/A	261.00	NO	Not required to report																	
23924M	West Hartford Fellowship I	30-34 Starkel Road	West Hartford	Hartford	4975	Elderly	CHFA	Non Profit	LIHTC	N/A	65.00	NO	Under construction																	
10007M	West Village Apartments	52 Howe Street	New Haven	New Haven	1407	Family	CHFA	For Profit	LIHTC	N/A	127.00	NO	Not required to report																	
06048S	Westport Rotary Centennial House	10 West End Avenue	Westport	Fairfield	504	Supportive	CHFA	Non Profit	Supportive Housin	N/A	6.00	YES	0	0	0	0	0	0	0	0	0	0	0	0	0	0	0	0	0	
E08004	Westwood (fka 58 Progress Dr. or Vidal Court)	58 Progress Drive	Stamford	Fairfield	214	Family	CHFA	For Profit	TCAP/Exchange	N/A	95.00	YES	2	0	0	0	0	2	0	0	5	2	2	3	0	0	0	0	7	
95015C	Westwoods Apartments	312-314 Scott Swamp Road	Farmington	Hartford	4602.04	Family	CHFA	For Profit	LIHTC	N/A	34.00	YES	0	3	0	0	0	3	0	0	0	0	2	1	0	0	0	0	3	
03036S	Whalley Terrace Supportive Housing	560 Whalley Avenue	New Haven	New Haven	1409	Supportive	CHFA	For Profit	Supportive Housin	N/A	22.00	YES	1	0	0	0	0	1	0	0	0	1	0	0	0	0	0	0	1	
98019M	Whispering Pines Phase II	100 Whispering Pines Road	Avon	Hartford	4622.01	Elderly	CHFA	For Profit	LIHTC	N/A	53.00	YES	1	2	0	0	0	3	0	0	0	3	0	0	0	0	0	0	3	
89010M	William H. Warner	15-23 Lucy Street	Woodbridge	New Haven	1602	Elderly	CHFA	For Profit	Restrictive Covens	N/A	30.00	NO																		
09911M	Willow Arms	446 Main Street	East Hartford	Hartford	5106	Elderly	CHFA	For Profit	Section 8	PBCA	96.00	NO																		
18101M	Willow Creek Apartments Phase I	421,423,425 & 427 Granby St., 41	Hartford	Hartford	5039	Family	CHFA	For Profit	LIHTC	N/A	62.00	YES	3	2	0	0	0	5	0	0	0	0	2	3	0	0	0	0	5	
18916M	Willow Creek Apartments Phase II	1, 3, 5, 7, 9, 11, 13 & 15 Berkeley	Hartford	Hartford	5039	Family	CHFA	For Profit	LIHTC	N/A	43.00	YES	2	1	0	0	0	3	0	0	1	0	2	2	0	0	0	0	4	
19920M	Willow Creek Apartments Phase III	421 Granby Street	Hartford	Hartford	4921	Family	CHFA	For Profit	LIHTC	N/A	30.00	YES	3	0	0	0	0	3	0	0	3	0	2	4	0	0	0	0	6	
99008M	Willowcrest Apts	63 Stoneycrest Drive	Middletown	Middlesex	5412	Family	CHFA	For Profit	LIHTC	N/A	151.00	YES	11	5	0	0	0	16	0	0	0	2	6	0	6	0	0	2	16	
09039M	Wilton Commons	21 Station Road	Wilton	Fairfield	452	Elderly	CHFA	Non Profit	LIHTC	N/A	51.00	YES	4	1	0	0	0	5	0	0	0	4	0	1	0	0	0	0	5	
19919F	Windward Apartments (The), Phase I	20 Johnson Street	Bridgeport	Fairfield	705.00	Family	CHFA	For Profit	LIHTC	N/A	54.00	NO																		
99012M	Woodland Hills Apts.	330 Highland Avenue	Torrington	Litchfield	3108.04	Family	CHFA	For Profit	LIHTC	PBCA	176.00	YES	6	4	0	0	0	10	0	0	0	1	0	9	0	0	0	0	10	
20-414	Woodland Springs Ph 2 fka Avery Park	91 West Street	Stafford Springs	Tolland	8901.00	Elderly	CHFA	For Profit	LIHTC	N/A	79.00	NO	Under construction																	
09912M	Woodside Village	8 Dorothy Drive	Bloomfield	Hartford	4714	Elderly	CHFA	For Profit	Section 8	PBCA	177.00	NO																		
09913M	Woodview Apartments	88 Cobb Street	Watertown	Litchfield	3603	Elderly	CHFA	For Profit	Section 8	PBCA	80.00	NO																		
88503M	Woodward Cliffs	53-55 Woodward Avenue	Norwalk	Fairfield	444	Family	CHFA	For Profit	Restrictive Covens	N/A	6.00	NO	Not required to report																	
99002M	Yale Street Commons	100 Yale Street	Bridgeport	Fairfield	712	Family	CHFA	Non Profit	LIHTC	N/A	44.00	YES	1	0	1	0	0	2	0	0	0	0	2	0	0	0	0	0	2	
85008Z	Zbikowski Park	10 Salladin Road, also Lillian, Arm	Bristol	Hartford	4055.00	Family	CHFA	For Profit	LIHTC	N/A	90.00	YES	5	1	0	0	0	6	0	0	0	2	3	0	1	0	0	0	6	
													821	615	91	9	9	1,545	2	0	510	685	396	426	155	32	65	296	2,055	
													0	0	0	0	0	0	0	0	0	0	0	0	0	0	0	0	0	0

Notes:

= Did not report

AMI bands account only for occupied units that are qualified/subsidized.

Ethnic classification accounts for all occupied units (qualified/subsidized and market).

CHFA Portfolio of Persons In-Residence

CHFANUM BER	DEVELOPMENT_NAME	DEVELOPMENT_ADDRESS1	DEVELOPMENT_CITY	CountyName	DEVELOPMENT_CENSUS TRACT	HOUSING_UNITS	PORTFOLIO_TYPE	OWNERSHIP_TYPE	PROGRAM_TYPE	CONTRACTADMIN	UNITS	TPS_YES_NO	<25%	25%-50%	51%-80%	81%-100%	>100%	TOTAL	VACANT UNITS	UNINHABITABLE	MARKET	NON_M NORTHY	AFRICA N_AME RICAN	HISPANI C_LATIN O	OTHER	ASIAN	UNKNO WN	DECLIN ED	TOTAL ETHNIC S	
86505M	11 Erwin Place (fka Don B. Oquendo Co	11 Erwin Place	New Britain	Hartford	4161	Family	CHFA	For Profit	Restrictive Covenants	N/A	6.00	NO	Not required to report																	
73063M	117 Wells (fka First Church Village)	117 Wells Road	Wethersfield	Hartford	4922	Elderly	CHFA	Non Profit	Section 8	PBCA	75.00	YES	68	5	0	0	0	73	1	0	1	64	4	5	0	1	0	0	74	
86504M	213 Buckingham Street	213-217 Buckingham Street	Hartford	Hartford	5003	Family	CHFA	Non Profit	LIHTC	N/A	24.00	NO	Not required to report																	
13063M	24 Colony Street	24 Colony Street	Meriden	New Haven	1702	Family	CHFA	For Profit	LIHTC	N/A	63.00	NO	Not required to report																	
94020E	272 Cleveland Ave (fka Cleve. Ave Coop	272 Cleveland Avenue	Hartford	Hartford	5012.00	Family	CHFA	For Profit	Restrictive Covenants	N/A	10.00	NO	Not required to report																	
08015GE	323 Fairfield Ave. at Bijou Square	323 Fairfield Ave	Bridgeport	Fairfield	706	Family	CHFA	For Profit	Restrictive Covenants	N/A	84.00	NO	Not required to report																	
07022GE	333 State Street	333 State Street	Bridgeport	Fairfield	706	Family	CHFA	For Profit	Restrictive Covenants	N/A	65.00	NO	Not required to report																	
07018S	451 Putnam Ave.(fka Shal LeVA)	451 Putnam Avenue	Hamden	New Haven	1654	Supportive	CHFA	Non Profit	Supportive Housing	N/A	17.00	NO	Not required to report																	
18013M	49 Prince Street (FKA Hill to Downtown)	49 Prince Street	New Haven	New Haven	1403	Family	CHFA	For Profit	LIHTC	N/A	30.00	YES	4	22	1	0	0	27	3	0	0	13	13	1	0	0	0	0	27	
18502M	54 Grand Street	54 Grand Street	Middletown	Middlesex	5411	Family	CHFA	Non Profit	Other	N/A	3.00	NO	Not required to report																	
20901M	540 New Park	80 Shield Street	West Hartford	Hartford	4961.00	Family	CHFA	Non Profit	LIHTC	N/A	52.00	YES	17	21	1	0	0	39	3	0	10	15	16	0	5	0	0	13	49	
23902M	80 South Road	6 Executive Drive, Suite 100	Farmington	Hartford	4601.00	Family	CHFA	For Profit	LIHTC	N/A	65.00	NO	Under construction																	
09011M	Alfred E. Plant Elderly Housing	759 Farmington Avenue	West Hartford	Hartford	4971	Elderly	CHFA	Non Profit	TCAP/Exchange	N/A	137.00	YES	115	16	0	0	0	131	6	0	0	102	19	0	7	3	0	0	131	
08030S	American Legion Housing	7 South Main St. and 15 Railroad Ave.	Griswold	New London	7092	Supportive	CHFA	Non Profit	Supportive Housing	N/A	18.00	YES	14	2	1	0	0	17	1	0	0	11	4	1	1	0	0	0	17	
05003M	Amston Village	500 Amston Rd.	Colchester	New London	7141.01	Elderly	CHFA	Non Profit	LIHTC	N/A	32.00	YES	17	15	0	0	0	32	0	0	0	30	1	1	0	0	0	0	32	
06056M	Anvil Place (fka New Royal Bride)	51-55 West Main Street	New Britain	Hartford	4171	Elderly	CHFA	For Profit	TCAP/Exchange	N/A	28.00	YES	15	5	0	0	0	20	3	0	5	8	8	9	0	0	0	0	25	
07017S	Arch Street Housing (aka Friendship Se	59 & 85 Arch Street	New Britain	Hartford	4171	Supportive	CHFA	Non Profit	Supportive Housing	N/A	21.00	YES	20	1	0	0	0	21	0	0	0	15	1	5	0	0	0	0	21	
03031S	Areyto Apts. (fka Casa Bridgeport)	665-679 Arctic Street	Bridgeport	Fairfield	738	Supportive	CHFA	Non Profit	Supportive Housing	N/A	20.00	YES	18	0	0	0	0	18	2	0	0	2	8	8	0	0	0	0	18	
15082M	Armstrong Court Phase 1	31-36 Armstrong Court	Greenwich	Fairfield	105	Family	CHFA	For Profit	LIHTC	N/A	18.00	YES	4	6	6	2	0	18	2	0	0	2	5	11	0	0	0	0	18	
18301M	Armstrong Court Phase 2 Rehab	1-5, 17-19 & 28-30 Armstrong Court	Greenwich	Fairfield	105	Family	CHFA	For Profit	LIHTC	N/A	42.00	YES	14	25	3	0	0	42	0	0	0	6	12	18	0	6	0	0	42	
20902M	Armstrong Court Phase 3 Rehab	249 Milbank Avenue	Greenwich	Fairfield	0105.00	Family	CHFA	Unknown	LIHTC	Unknown	42.00	YES	23	19	0	0	0	42	0	0	0	5	15	20	0	2	0	0	42	
24915M	Armstrong Court Phase 4	6-8 (bldg 5) & 9-16 (bldg 4) Armstrong	Greenwich	Fairfield	0105.00	Family	CHFA	For Profit	LIHTC	N/A	48.00	NO	Under construction																	
1318AM	ArtLoftWest	838, 873, 904, 908 Whalley Ave. and 5 New Haven	New Haven	multiple	Family	CHFA	Non Profit	Restrictive Covenants	N/A	18.00	NO	Under construction																		
98014M	Artspace Norwich	35 Chestnut St. and 110-118 Franklin St	Norwich	New London	6968	Family	CHFA	For Profit	LIHTC	N/A	58.00	NO	Under construction																	
02006M	Artspace Windham	480 Main Street	Windham	Windham	8006	Family	CHFA	For Profit	LIHTC	N/A	48.00	NO	Under construction																	
94005S	Atlantic Park Apts.	658-668 Atlantic Street	Stamford	Fairfield	222	Supportive	CHFA	Non Profit	Supportive Housing	N/A	27.00	YES	27	0	0	0	0	27	0	0	0	6	14	6	0	1	0	0	27	
09000M	Avery Heights	300 Brandagee Avenue	Groton	New London	7025	Elderly	CHFA	For Profit	Section 8	PBCA	105.00	YES	91	12	0	0	0	103	1	0	0	69	14	17	2	1	0	0	103	
78053M	Barnum House	140 Fairfield Avenue	Bridgeport	Fairfield	706	Elderly	CHFA	For Profit	Section 8	PBCA	83.00	YES	74	9	0	0	0	83	0	0	0	14	33	32	3	1	0	0	83	
11004M	Bayview Towers	300 Tresser Boulevard	Stamford	Fairfield	217	Family	CHFA	For Profit	LIHTC	PBCA	200.00	YES	139	48	4	2	1	194	6	0	0	38	115	35	2	2	2	0	194	
85120D	Beechwood Gardens	572-614 (even only) Whalley Ave., 115 New Haven	New Haven	New Haven	1409.00	Family	CHFA	For Profit	LIHTC	PBCA	82.00	YES	50	24	4	1	0	79	0	0	3	4	68	9	0	0	0	1	82	
03008M	Berry Patch I	205 Oakland Road (Rte 30)	South Windsor	Hartford	4875	Elderly	CHFA	For Profit	LIHTC	N/A	102.00	YES	39	42	0	0	0	81	0	0	21	93	4	4	0	1	0	0	102	
04005M	Berry Patch II	440 Oakland Road	South Windsor	Hartford	4875	Elderly	CHFA	For Profit	LIHTC	N/A	94.00	YES	39	33	0	0	0	72	4	0	18	74	12	4	0	0	0	0	90	
88600M	Bethel A M E	30-32 Merwin Street	Norwalk	Fairfield	437	Family	CHFA	Non Profit	SURP	N/A	10.00	NO	Under construction																	
06037S	Beth-El Mutual Housing (aka Liberty Poi	85 New Haven Avenue	Milford	New Haven	1509	Supportive	CHFA	Non Profit	Supportive Housing	N/A	5.00	YES	5	0	0	0	0	5	0	0	0	2	2	1	0	0	0	0	5	
14050M	Billings Forge Apartments	210-222, 233-237, 243, 251 & 257 Lav	Hartford	Hartford	5030	Family	CHFA	Non Profit	LIHTC	HUD	114.00	YES	68	29	4	0	0	101	2	0	11	5	13	91	2	1	0	0	112	
01008M	Birch Meadow	850 Parker Street	Manchester	Hartford	5141.02	Elderly	CHFA	For Profit	LIHTC	N/A	100.00	YES	44	50	1	0	1	96	4	0	0	74	12	7	3	0	0	0	96	
02007M	Boulder Ridge	400 Commerce Drive	Canton	Hartford	4641.02	Elderly	CHFA	For Profit	LIHTC	N/A	98.00	YES	25	54	0	0	0	79	0	0	19	94	2	2	0	0	0	0	98	
97008M	Bradley Estates I	435 Bradley Avenue	Meriden	New Haven	1706	Family	CHFA	For Profit	Section 8	PBCA	74.00	YES	58	13	0	0	0	71	2	0	0	31	6	30	4	0	0	0	71	
97009M	Bradley Estates II	50-62 Nutmeg Drive	Meriden	New Haven	1704	Family	CHFA	For Profit	Section 8	PBCA	42.00	YES	32	10	0	0	0	42	0	0	0	17	2	19	4	0	0	0	42	
94004S	Brick Row	25 Vermont Drive	Windham	Windham	8003	Supportive	CHFA	Non Profit	Supportive Housing	N/A	30.00	YES	27	1	0	0	0	28	2	0	0	18	4	6	0	0	0	0	28	
07020M	Bridgeport Elderly (fka 2400 North Av	2400 North Avenue	Bridgeport	Fairfield	721	Elderly	CHFA	For Profit	Section 8	PBCA	85.00	NO	Under construction																	
14090M	Brookfield Village	800 Federal Road & 7 Station Road	Brookfield	Fairfield	2051	Family	CHFA	For Profit	LIHTC	N/A	48.00	YES	14	23	5	0	0	42	1	0	5	26	5	13	0	1	0	2	47	
1316AM	Brookside Commons Apartments	235 Main Street	East Hartford	Hartford	4945	Family	CHFA	For Profit	Market Rate Conversi	N/A	258.00	YES	0	0	0	0	0	0	0	12	4	242	0	0	0	0	0	1	241	242
20910M	Brookside Commons Apts. (fka Pequot /	908 Hartford Turnpike	Waterford	New London	6937	Family	CHFA	For Profit	LIHTC	N/A	40.00	NO	Under construction																	
09019M	Brookside Phase I (fka West Rock Phas	6 Solomon Crossing	New Haven	New Haven	1413	Family	CHFA	For Profit	LIHTC	N/A	101.00	YES	53	31	6	2	0	92	8	0	0	3	73	11	5	0	0	0	92	
79045M	Brookside Village Apts.	111 Brookside Lane	Stonington	New London	7051.02	Elderly	CHFA	For Profit	Restrictive Covenants	N/A	160.00	NO	Not required to report																	
10006M	Brytania Square (fka Pinnacle Heights E	13-107 Jerome Drive & 574-643 Slater	New Britain	Hartford	4165.00	Family	CHFA	For Profit	LIHTC	N/A	66.00	YES	25	27	8	2	1	63	3	0	0	6	6	38	13	0	0	0	63	
09011M	Burrirt House	67 West Main Street	New Britain	Hartford	4171	Elderly	CHFA	For Profit	Section 8	PBCA	66.00	YES	62	2	0	0	0	64	1	0	0	18	4	41	1	0	0	0	64	
97010M	Byam Village	1782 Meriden Road	Waterbury	New Haven	3527.01	Family	CHFA	For Profit	Section 8	PBCA	46.00	YES	44	2	0	0	0	46	0	0	0	15	9	22	0	0	0	0	46	
06038S	Canterbury Gardens	537-545 Sherman Parkway	New Haven	New Haven	1659	Supportive	CHFA	Non Profit	Supportive Housing	N/A	34.00	YES	17	9	1	0	0	27	2	0	5	2	17	10	0	3	0	0	32	
17412M	Canton Specialty Housing	300 & 350 Commerce Drive	Canton	Hartford	4641.02	Family	CHFA	For Profit	LIHTC	N/A	40.00	YES	13	22	3	0	0	38	1	0	0	31	5	1	0	1	0	0	38	
11009M	Capitol Towers Apartments	470 Broad Street	Hartford	Hartford	5030	Elderly	CHFA	For Profit	LIHTC	PBCA	144.00	YES	126	7	0	0	0	133	11	0	0	10	28	92	1	2	0	0	133	
03007M	Carmen Romano (fka Parnell Place)	67 Sackett Point Road	North Haven	New Haven	1672.01	Elderly	CHFA	For Profit	LIHTC	N/A	103.00	YES	43	53	2	0	0	98	5	0	0	86	8	4	0	0	0	0	98	
07024S	Casa De Francisco	168 Hungerford Street	Hartford	Hartford	5030	Supportive	CHFA	Non Profit	Supportive Housing	N/A	50.00	YES	40	6	1	0	0	47	3	0	0	6	16	25	0	0	0	0	47	
02004M	Casa Familia	130 Sylvan Avenue	New Haven	New Haven	1406	Family	CHFA	For Profit	LIHTC	N/A	30.00	NO	Under construction																	

CHFUNUM BER	DEVELOPMENT_NAME	DEVELOPMENT_ADDRESS1	DEVELOPMENT_CITY	CountyName	DEVELOPMENT_CENSUS TRACT	HOUSING _TYPE	PORTFOLIO _TYPE	OWNERSHIP _TYPE	PROGRAM_TYPE	CONTRACTADMI N	UNITS	TPS_YES NO	<25%	25%- 50%	51%- 80%	81%- 100%	>100%	TOTAL	VACANT UNITS	UNINHABITABLE	MARKET	NON M NORITY	AFRICA N_A RICA	HISPANI C_L O	OTHER	ASIAN	UNKNOW WN	DECLIN ED	TOTAL ETHNIC S
83013M	Clocktower Mill	63 Elm Street / 158 Forest Street	Manchester	Hartford	5147	Family	CHFA	For Profit	Market Rate	N/A	185.00	YES	1	66	85	12	15	179	6	0	0	102	42	28	5	2	0	0	179
21402M	Coleman Towers Apts.	72 Spruce Street	Stamford	Fairfield	215.01	Family	CHFA	For Profit	LIHTC	N/A	132.00	NO	Under construction																
94010S	Colony (The)	41 Ludlow Street	Stamford	Fairfield	222	Supportive	CHFA	Non Profit	Supportive Housing	N/A	29.00	YES	29	0	0	0	0	29	0	0	0	11	13	5	0	0	0	0	29
84022M	Cornfield Apartments	60 Pinney Street (Route 286)	Ellington	Tolland	5351	Family	CHFA	For Profit	80/20 Bond	N/A	216.00	YES	0	0	1	0	0	1	8	0	204	0	0	0	0	0	205	0	205
11022S	Cosgrove Commons	815-817 Wethersfield Avenue	Hartford	Hartford	5025	Supportive	CHFA	Non Profit	Supportive Housing	N/A	24.00	YES	24	0	0	0	0	24	0	0	0	12	8	4	0	0	0	0	24
91007M	Country Place	1 Birch Circle	Colchester	New London	7141.02	Family	CHFA	For Profit	LIHTC	N/A	112.00	YES	29	67	12	2	0	110	2	0	0	83	11	11	0	5	0	0	110
94006M	Country Place II	1 Birch Circle	Colchester	New London	7141.02	Family	CHFA	For Profit	LIHTC	N/A	82.00	YES	17	37	5	0	1	60	2	0	20	63	8	9	0	0	0	0	80
11026M	Country Village Apartments	283 Colonial Avenue	Waterbury	New Haven	3522	Family	CHFA	For Profit	Section 8	PBCA	232.00	YES	177	51	3	0	0	231	1	0	0	7	34	177	13	0	0	0	231
78024M	Countrywood at Vernon	631 Talcottville Road	Vernon	Tolland	5303.01	Family	CHFA	For Profit	HUD Program (Non-S/N/A)	N/A	148.00	YES	2	3	0	0	0	5	7	1	135	0	0	0	0	0	0	140	140
17003M	Courtland Arms	57 Court Street	New Britain	Hartford	4171	Family	CHFA	For Profit	LIHTC	N/A	24.00	YES	16	0	0	0	0	16	1	0	7	5	7	10	1	0	0	0	23
94003S	Crescent Apts. (fka Crescent Bldg.)	431 Washington Avenue	Bridgeport	Fairfield	716	Supportive	CHFA	Non Profit	Supportive Housing	N/A	38.00	YES	37	1	0	0	0	38	0	0	0	9	9	14	6	0	0	0	38
15005M	Crescent Crossings Phase 1-A	252 Hallett Street	Bridgeport	Fairfield	738	Family	CHFA	For Profit	LIHTC	N/A	93.00	YES	33	16	4	1	0	54	2	0	37	3	46	40	2	0	0	0	91
80070M	Danbury Commons	51 Main Street	Danbury	Fairfield	2101	Elderly	CHFA	For Profit	Section 8	PBCA	188.00	NO	Not required to report																
09020M	Danbury Tower	40 William Street	Danbury	Fairfield	2106	Elderly	CHFA	For Profit	Section 8	PBCA	81.00	YES	75	4	0	0	0	79	2	0	0	41	3	26	7	1	1	0	79
90022P	Deer Meadow	1 Deer Meadow Drive	Bloomfield	Hartford	4715	Family	CHFA	For Profit	LIHTC	N/A	48.00	YES	6	14	0	0	0	20	0	0	28	1	45	2	0	0	0	0	48
1315AM	Deerfield Apartments	640-838 Windsor Avenue	Windsor	Hartford	4737	Family	CHFA	For Profit	Market Rate Conversi	N/A	176.00	YES	0	0	0	0	0	0	3	0	173	0	0	0	0	0	0	0	173
89005M	Deerfield Village	10 King Arthur Drive	East Lyme	New London	8707.01	Family	CHFA	For Profit	Restrictive Covenants	N/A	100.00	NO	Not required to report																
88014P	Diamond Court (fka Diamond Court-REC)	150 Manhan St.	Waterbury	New Haven	3523	Family	CHFA	For Profit	Restrictive Covenants	N/A	80.00	NO	Not required to report																
98021M	Dillon Place	54-84 Hendricssen Avenue	Hartford	Hartford	5004	Family	CHFA	For Profit	LIHTC	N/A	65.00	YES	15	27	10	3	1	56	9	0	0	0	26	29	1	0	0	0	56
85008D	Dutton Heights	Norris, Woodard & Driscoll Drives (sca	Bristol	Hartford	4056.00	Family	CHFA	For Profit	LIHTC	N/A	84.00	YES	56	23	0	0	0	79	5	0	0	22	6	42	5	1	1	2	79
08010M	Dye House Apartments	190 Pine Street	Manchester	Hartford	5146	Family	CHFA	For Profit	TCAP/Exchange	N/A	57.00	YES	31	20	4	0	0	55	2	0	0	13	28	14	0	0	0	0	55
84006M	Eagle Rock Apts. at Enfield (fka Ctrywd	One Gatewood Drive	Enfield	Hartford	4812	Family	CHFA	For Profit	Restrictive Covenants	N/A	208.00	NO	Not required to report																
75098M	Eastgate II	36-3 Maybury Circle	Waterbury	New Haven	3527.02	Elderly	CHFA	For Profit	Section 8	PBCA	44.00	NO	Not required to report																
98017M	Easton Place	32-E Jaedee Drive	East Hartford	Hartford	5106	Family	CHFA	For Profit	LIHTC	N/A	50.00	YES	8	19	14	0	0	41	9	0	0	1	18	22	0	0	0	0	41
12001M	Elias Howe Elderly Housing	287 Clinton Avenue	Bridgeport	Fairfield	201	Elderly	CHFA	For Profit	Restrictive Covenants	N/A	37.00	YES	22	3	0	0	0	25	12	0	0	1	8	16	0	0	0	0	25
98002M	Elizabeth Square	112-120 Elizabeth Street	Norwich	New London	6967	Family	CHFA	Non Profit	80/20 Bond	N/A	29.00	YES	11	1	0	0	0	12	0	0	17	15	3	5	0	0	6	0	29
80028M	Elia Grasso	65 Ballou Street	Putnam	Windham	9031	Elderly	CHFA	For Profit	Section 8	PBCA	72.00	NO	Under construction																
22405M	Ellis Street Commons	312 Ellis Street	New Britain	Hartford	4155.00	Family	CHFA	For Profit	LIHTC	N/A	154.00	NO	Under construction																
91021P	Eno Farms (REO)	1-15 Hitchcock Circle, 1-13 Pattison C	Simsbury	Hartford	4662.01	Family	CHFA	For Profit	Restrictive Covenants	N/A	50.00	YES	5	27	18	0	0	50	0	0	0	18	29	0	3	0	0	0	50
18008M	Enterprise and Abbott Apts.	One Enterprise Place	Waterbury	New Haven	multiple	Elderly	CHFA	For Profit	LIHTC	PBCA	187.00	YES	168	7	0	0	0	175	12	0	0	73	26	19	37	1	0	19	175
09030M	Executive Square House	100 Executive Square	Wethersfield	Hartford	4926	Elderly	CHFA	For Profit	Section 8	PBCA	240.00	YES	212	24	0	0	0	236	3	0	1	148	34	49	6	0	0	0	237
09030M	Fair Street Apartments	80 Fair Street	Norwalk	Fairfield	434	Family	CHFA	For Profit	LIHTC	N/A	57.00	NO	Under construction																
94009S	Fairfield Apts. (fka Fairfield Avenue)	1062 Fairfield Avenue	Bridgeport	Fairfield	712	Supportive	CHFA	Non Profit	Supportive Housing	N/A	34.00	YES	33	0	0	0	0	33	1	0	0	7	10	14	2	0	0	0	33
85025D	Fairfield Ridge Apartments	1-87 Fairfield Ridge Rd.	Danbury	Fairfield	2104.00	Family	CHFA	For Profit	LIHTC	N/A	58.00	NO	Under construction																
06052M	Fairgate (fka Fairfield Court Revitalization	25 Fairfield Avenue	Stamford	Fairfield	215	Family	CHFA	For Profit	LIHTC	N/A	90.00	YES	34	21	3	0	1	59	3	0	28	8	56	19	2	2	0	0	87
06041S	Fellowship Commons Westville	992-1000 Whalley Avenue	New Haven	New Haven	1413	Supportive	CHFA	Non Profit	Supportive Housing	N/A	18.00	YES	16	1	0	0	0	17	1	0	0	7	3	5	2	0	0	0	17
03006S	Ferry Street	368-370,372-374,376-378,382-384, 38	New Haven	New Haven	1424	Supportive	CHFA	Non Profit	Supportive Housing	N/A	24.00	YES	11	4	1	0	0	16	6	0	2	0	8	10	0	0	0	0	18
03023M	Fitch Court	156 Bloomfield Avenue	Windsor	Hartford	4734	Elderly	CHFA	Non Profit	Restrictive Covenants	N/A	40.00	YES	10	1	0	0	0	11	6	0	23	12	20	2	0	0	0	0	34
97005M	Florence Virtue	49 Charles Street	New Haven	New Haven	1416	Family	CHFA	For Profit	LIHTC	N/A	129.00	YES	45	52	4	0	0	101	0	0	28	1	99	2	13	1	0	13	129
11008M	Foote Commons	356 & 366 West Main Street	Cheshire	New Haven	3431.02	Family	CHFA	Non Profit	Restrictive Covenants	N/A	20.00	YES	3	10	6	0	0	19	1	0	0	12	3	3	1	0	0	0	19
81001D	Forest Court	1-37 Bari Lane	Farmington	Hartford	4603.01	Family	CHFA	For Profit	LIHTC	PBCA	36.00	YES	28	5	2	0	0	35	1	0	0	22	4	3	4	1	0	1	35
11012S	Francis Xavier Plaza	605 Baldwin Street	Waterbury	New Haven	3505	Supportive	CHFA	Non Profit	Supportive Housing	N/A	20.00	YES	15	2	0	0	0	17	3	0	0	3	10	4	0	0	0	0	17
07008S	Franklin, The (fka Park City Apts.)	695 Park Avenue, 73-127 Garden Stre	Bridgeport	Fairfield	709	Supportive	CHFA	Non Profit	Supportive Housing	N/A	48.00	YES	44	2	0	0	0	46	2	0	0	4	28	14	0	0	0	0	46
09044M	Freshwater Pond	4 Thistle Lane	Enfield	Hartford	4806.00	Family	CHFA	For Profit	Section 8	PBCA	75.00	YES	53	17	4	0	0	74	1	0	0	48	4	0	19	3	0	0	74
07006M	Friendship House	28 Perry Street	Stamford	Fairfield	215	Family	CHFA	Non Profit	LIHTC	PBCA	121.00	YES	84	34	3	0	0	121	0	0	0	0	105	16	0	0	0	0	121
97004M	Frog Hollow Homes	144-146,178-184, 179 & 192 Affleck St	Hartford	Hartford	5028	Family	CHFA	Non Profit	LIHTC	N/A	26.00	NO	Under construction																
74014M	Frost Homestead	16 Mortimer Street	Waterbury	New Haven	3526	Family	CHFA	Non Profit	HUD Program (Non-S/N/A)	N/A	63.00	YES	26	28	6	1	0	61	2	0	0	11	19	31	0	0	0	0	61
00002M	Full Circle (fka Carter Court)	1-56 Full Circle	Glastonbury	Hartford	5203.02	Family	CHFA	Non Profit	CO-OP or Mutual Hoi.	N/A	20.00	YES	7	8	3	0	1	19	1	0	0	5	3	10	0	1	0	0	19
11016S	Gateway at 570 (fka 570 State Street)	570 State Street	Bridgeport	Fairfield	706	Supportive	CHFA	Non Profit	Supportive Housing	N/A	30.00	YES	15	3	2	0	0	20	1	0	0	4	17	8	0	1	0	0	30
13067S	Geller Commons (fka Sanford Commons	135 & 145 Sanford Street	Hamden	New Haven	1659	Supportive	CHFA	Non Profit	Supportive Housing	N/A	33.00	YES	28	3	1	0	0	32	1	0	0	6	20	6	0	0	0	0	32
92070D	General Apts (fka Prspct Rdg & RHA M. 21, 25 & 27 Gilbert Rd. & 51 Prospect	Ridgefield	Fairfield	Fairfield	2455	Unknown	CHFA	Unknown	LIHTC	N/A	132.00	YES	98	24	0	0	0	122	4	0	6	106	0	3	2	3	0	14	128
96002M	Glen (The)	130 Willow Street	Winsted	Litchfield	3202	Elderly	CHFA	For Profit	LIHTC	N/A	49.00	NO	Under construction																
86010M	Green Court	25 Green Street	Middletown	Middlesex	5416	Family	CHFA	Non Profit	SURP	N/A	14.00	NO	Under construction																

CHFUNUM BER	DEVELOPMENT_NAME	DEVELOPMENT_ADDRESS1	DEVELOPMENT_CITY	CountyName	DEVELOPMENT_CENSUS TRACT	HOUSING _TYPE	PORTFOLIO _TYPE	OWNERSHIP _TYPE	PROGRAM_TYPE	CONTRACTADMI N	UNITS	TPS_YES NO	<25%	25%- 50%	51%- 80%	81%- 100%	>100%	TOTAL	VACANT UNITS	UNINHABITABLE	MARKET	NON M NORITY	AFRICA N_A R ICAN	HISPANI C_L ATIN O	OTHER	ASIAN	UNKNO WN	DECLIN ED	TOTAL ETHNIC S	
08004M	Hillcrest (fka Hillstead/Kelly Farm)	25 Gerber Rd	South Windsor	Hartford	4872.01	Elderly	CHFA	For Profit	LIHTC	N/A	88.00	YES	14	49	0	0	0	63	4	0	21	70	11	3	0	0	0	0	84	
88012M	Historic Asylum Hill	926-930 Asylum Avenue	Hartford	Hartford	5033	Family	CHFA	For Profit	Restrictive Covenants	N/A	24.00	NO																		
05013M	Hollander Building	410 Asylum Street	Hartford	Hartford	5021	Family	CHFA	Non Profit	LIHTC	N/A	70.00	NO																		
09004M	Homes at Pride Point (fka Bates Woods	27-114 Boulder Rd., 5-16 Buchanan R	New London	New London	6903	Family	CHFA	For Profit	TCAP	N/A	126.00	YES	53	56	12	2	0	123	3	0	0	18	33	59	13	0	0	0	123	
09003M	Homes at Progress Point (fka Briarcliff A	29 Laurel Drive	New London	New London	6903	Family	CHFA	For Profit	TCAP	N/A	106.00	YES	53	47	2	0	0	102	4	0	0	18	24	53	7	0	0	0	102	
83005M	Howard Apartments	672-674 Howard Avenue	New Haven	New Haven	1406	Family	CHFA	For Profit	Section 8	PBCA	13.00	NO	Not required to report																	
94007S	Hudson View Commons	519-533 & 541-543 Hudson Street	Hartford	Hartford	5003	Supportive	CHFA	Non Profit	Supportive Housing	N/A	28.00	YES	23	0	0	0	0	23	0	0	5	9	5	12	2	0	0	0	28	
98022M	Hunter's Ridge	1-51 Hunters Ridge	Farmington	Hartford	4603.02	Elderly	CHFA	For Profit	LIHTC	N/A	51.00	YES	22	25	0	0	0	47	4	0	0	39	0	5	3	0	0	0	47	
04006M	Huntington Place	1235 Huntington Turnpike	Trumbull	Fairfield	905	Elderly	CHFA	Non Profit	LIHTC	N/A	40.00	YES	29	6	0	0	0	35	4	0	0	9	11	14	0	1	0	0	35	
77008M	Huntington Towers	149 Huntington Street	New London	New London	8703	Elderly	CHFA	For Profit	LIHTC	PBCA	121.00	YES	109	4	0	0	0	113	7	0	0	8	6	99	0	0	0	0	113	
88016P	Huntington Woods	200 Blakeslee Street	Bristol	Hartford	4061	Family	CHFA	For Profit	LIHTC	N/A	280.00	NO																		
04016M	Indian Field Apartments	11-35 Fort Hill Road	New Milford	Litchfield	2536	Family	CHFA	For Profit	LIHTC	N/A	40.00	NO																		
10005M	Industria Commons (fka Corbin Heights)	2246-2352 Corbin Ave, 80-164 Dean D	New Britain	Hartford	4167	Family	CHFA	For Profit	LIHTC	N/A	235.00	YES	128	81	12	5	4	230	5	0	0	6	22	151	46	5	0	0	230	
06042S	Jarvis Court	58-60, 76-78, 82-84, 87-89 Jarvis Cou	Fairfield	Fairfield	615	Supportive	CHFA	Non Profit	Supportive Housing	N/A	8.00	YES	4	1	2	1	0	8	0	0	0	0	3	4	1	0	0	0	8	
11020S	Jefferson Commons	432 Jefferson Avenue	New London	New London	6903	Supportive	CHFA	Non Profit	Supportive Housing	N/A	12.00	YES	10	2	0	0	0	12	0	0	0	4	3	2	3	0	0	0	12	
78055M	John B. Sliney House	21 Rice Terrace	Branford	New Haven	1841	Elderly	CHFA	For Profit	Section 8	PBCA	38.00	YES	34	3	0	0	0	37	1	0	0	34	0	2	0	1	0	0	37	
09095M	Josephine Towers	24 Union Street	Waterbury	New Haven	3501	Elderly	CHFA	For Profit	Section 8	PBCA	125.00	YES	104	17	0	0	0	121	3	0	1	26	12	72	10	2	0	0	122	
SHA002	Kensington Square I Apts.	Chapel, Elm, Garden & Kensington Str	New Haven	New Haven	1407	Family	CHFA	For Profit	LIHTC	PBCA	120.00	NO																		
03027M	Kimberly Place Apartments	19 Main Street	Danbury	Fairfield	2101	Elderly	CHFA	For Profit	Section 8	PBCA	117.00	YES	112	3	0	0	0	115	1	0	0	49	9	54	0	3	0	0	115	
95012C	King George	730 George Street	New Haven	New Haven	1408	Family	CHFA	For Profit	LIHTC	N/A	58.00	YES	12	18	3	0	1	34	1	21	2	3	12	10	6	5	0	0	36	
99004M	Kingswood Apts.	466 Ash Street	Windham	New Haven	8007	Family	CHFA	For Profit	LIHTC	PBCA	110.00	YES	50	45	11	0	2	108	2	0	0	34	0	65	9	0	0	0	108	
21-907M	Lascana Homes of Orange	329 Smith Farm Road	Orange	New Haven	1571.00	Family	CHFA	For Profit	LIHTC	N/A	46.00	YES	13	22	9	2	0	46	0	0	0	30	12	2	1	1	0	0	46	
02003M	Laurel Commons	79 Gay and 4-6 Fruit Street	Winsted	Litchfield	3201	Elderly	CHFA	Non Profit	LIHTC	N/A	44.00	YES	25	15	0	0	0	40	4	0	0	40	0	0	0	0	0	0	40	
14064M	Laurewood Place Apartments	585 Norman Street	Bridgeport	Fairfield	712	Elderly	CHFA	For Profit	LIHTC	PBCA	102.00	NO																		
17411M	Lavender Field Apts. (fka Bloomfield Spe	458 & 470 Cottage Grove Road	Bloomfield	Hartford	4712	Family	CHFA	For Profit	LIHTC	N/A	38.00	YES	18	17	2	0	0	37	0	0	0	11	21	2	2	0	1	0	37	
03018S	Leeway Scattered Sites (fka Leeway/CIL	126 Front St., 465 + 467 Whalley Ave.	New Haven & We	New Haven	multiple	Supportive	CHFA	Non Profit	Supportive Housing	N/A	5.00	NO																		
08036S	Leeway Welton Apartments	34-36 Welton Street	New Haven	New Haven	1425	Supportive	CHFA	Non Profit	Supportive Housing	N/A	10.00	NO																		
82027M	Legion Avenue Court	46 & 56 Auburn St., 466 & 476 Legion	New Haven	New Haven	1406	Family	CHFA	For Profit	Section 8	PBCA	27.00	NO	Not required to report																	
94001S	Liberty Commons	8 Liberty Street	Middletown	Middlesex	5411	Supportive	CHFA	Non Profit	Supportive Housing	N/A	40.00	YES	35	1	0	0	0	36	4	0	0	20	13	2	1	0	0	0	36	
13070S	Liberty Gardens	272 Garden Street	Hartford	Hartford	5017	Supportive	CHFA	Non Profit	Supportive Housing	N/A	10.00	YES	10	0	0	0	0	10	0	0	0	0	7	3	0	0	0	0	10	
16420M	Liberty Place	8 Liberty Place	Clinton	Middlesex	6103	Family	CHFA	Non Profit	LIHTC	N/A	21.00	YES	8	10	2	0	0	20	1	0	0	12	1	4	3	0	0	0	20	
20413M	Little Brook (fka Deming Ridge)	833 Deming Road	Berlin	Hartford	4001.01	Family	CHFA	For Profit	LIHTC	N/A	88.00	YES	9	17	0	0	0	26	0	0	62	54	8	10	11	5	0	0	88	
14100M	Lofts at Ponemah Mills (The)	607 Norwich Ave.	Norwich	New London	6961	Family	CHFA	For Profit	LIHTC	N/A	116.00	YES	19	41	7	0	0	67	5	0	44	37	14	12	7	2	0	39	111	
17009M	Lofts at Ponemah Mills Phase 2 (The)	611 Norwich Ave.	Norwich	New London	6961	Family	CHFA	For Profit	LIHTC	N/A	121.00	YES	8	52	11	0	0	71	5	0	45	39	15	9	52	1	0	0	116	
19404M	Lofts at Ponemah Mills Phase 3 (The)	601, 603 & 609 Norwich Avenue	Norwich	New London	6961	Family	CHFA	For Profit	LIHTC	N/A	64.00	YES	2	29	4	1	0	36	1	0	27	15	5	8	0	0	35	0	63	
12073M	Loom City Lofts	215 and 225 East Main Street	Vernon	Tolland	5301	Family	CHFA	For Profit	LIHTC	N/A	68.00	YES	17	33	6	0	0	56	4	0	8	26	28	8	0	2	0	0	64	
01013M	Luther Ridge	628 Congdon Street West	Middletown	Middlesex	5414.02	Elderly	CHFA	Non Profit	Assisted Living	N/A	45.00	YES	30	10	0	0	3	43	2	0	0	40	1	0	0	0	2	0	43	
79055M	M.D. Fox School	461 Washington Street	Hartford	Hartford	5027	Elderly	CHFA	For Profit	LIHTC	PBCA	90.00	YES	88	0	0	0	0	88	2	0	0	0	1	87	0	0	0	0	88	
97013M	Maple Hill Apartments	14A and 14B South Broad Street	Meriden	New Haven	1708	Family	CHFA	For Profit	Section 8	PBCA	32.00	YES	30	2	0	0	0	32	0	0	0	14	2	14	1	0	1	0	32	
76039M	Maplewood Towers	51 Grove Street	Stamford	Fairfield	217	Elderly	CHFA	For Profit	Section 8	PBCA	101.00	YES	96	3	0	0	0	99	1	0	0	63	23	0	3	8	2	0	99	
94010C	Maplewood Court	434 Maplewood Avenue	Bridgeport	Fairfield	711	Family	CHFA	Non Profit	LIHTC	N/A	32.00	YES	20	9	1	0	0	30	2	0	0	2	14	14	0	0	0	0	30	
75064M	Market Square	65 Constance Leigh Drive	Newington	Hartford	4944	Elderly	CHFA	For Profit	Section 8	PBCA	76.00	YES	63	10	0	0	0	73	1	0	1	63	6	0	5	0	0	0	74	
10008M	Marshall Commons (fka Ludlow Place)	192 Ludlow Street	Stamford	Fairfield	222	Family	CHFA	For Profit	LIHTC	N/A	50.00	NO																		
94011S	Mary Seymour Place Apts.	2197 Main Street	Hartford	Hartford	5013	Supportive	CHFA	Non Profit	Supportive Housing	N/A	30.00	NO																		
21410M	McConaughy Terrace	410 Valley St	New Haven	New Haven	1412	Family	CHFA	Non Profit	LIHTC	N/A	93.00	NO	Under construction																	
T09010	Metro Green Residences (fka Metro Gre	717 Atlantic Street	Stamford	Fairfield	222	Family	CHFA	For Profit	TCAP	N/A	50.00	YES	20	15	4	0	0	39	2	0	9	4	17	26	1	0	0	0	48	
03035S	Middlesex Pilots	13 Liberty Pl.-STS-29&32 Erin-627 Hig	Middletown	Middlesex	multiple	Supportive	CHFA	Non Profit	Supportive Housing	N/A	21.00	YES	17	2	0	0	0	19	2	0	0	5	13	1	0	0	0	0	19	
13068S	Milestone Apts. (fka Milestone at Stratfo	1793-1823 Stratford Avenue	Bridgeport	Fairfield	1743	Supportive	CHFA	Non Profit	Supportive Housing	N/A	30.00	YES	26	3	0	0	0	29	1	0	0	1	21	6	1	0	0	0	29	
16022M	Mill at Killingly (The)	42 Maple Street	Killingly	Windham	9045	Family	CHFA	For Profit	LIHTC	N/A</																				

CHFANUM BER	DEVELOPMENT_NAME	DEVELOPMENT_ADDRESS1	DEVELOPMENT_CITY	CountyName	DEVELOPMENT_CENSUS TRACT	HOUSING_TYPE	PORTFOLIO_TYPE	OWNERSHIP_TYPE	PROGRAM_TYPE	CONTRACTADMIN	UNITS	TPS_YES_NO	<25%	25%-50%	51%-80%	81%-100%	>100%	TOTAL	VACANT UNITS	UNINHABITABLE	MARKET	NON MINORITY	AFRICAN AMERICAN	HISPANIC LATINO	OTHER	ASIAN	UNKNOWNS	DECLINED	TOTAL ETHNICS
06059M	Village at Yorkshire	565 Middle Road	Farmington	Hartford	4601	Elderly	CHFA	For Profit	LIHTC	N/A	92.00	YES	28	42	0	0	0	70	1	0	21	86	3	0	1	1	0	0	91
09090M	Village Court	70 Mechanic Street	Norwich	New London	6967	Elderly	CHFA	For Profit	Section 8	PBCA	75.00	NO																	
94004M	Watertown Crossing Village	100 Fulkerson Drive	Waterbury	New Haven	3522	Family	CHFA	For Profit	LIHTC	N/A	108.00	YES	23	46	30	4	3	106	2	0	0	4	47	55	0	0	0	0	106
01007M	Watson Farm	700 Deming Street	South Windsor	Hartford	4875	Elderly	CHFA	For Profit	LIHTC	N/A	72.00	YES	24	32	0	0	0	56	1	0	15	62	7	2	0	0	0	0	71
02001M	Wauregan Hotel (The)	192-194 Main Street	Norwich	New London	6968	Family	CHFA	For Profit	LIHTC	N/A	70.00	YES	29	34	2	3	0	68	2	0	0	28	19	20	0	1	0	0	68
98025M	Webster St. Mutual Housing	63-75 Webster Street	Hartford	Hartford	5027	Family	CHFA	For Profit	LIHTC	N/A	30.00	YES	12	12	2	0	0	26	4	0	0	1	7	18	0	0	0	0	26
09910M	Wequonnoc Village	24 North Fifth Avenue	Norwich	New London	6961	Elderly	CHFA	For Profit	Section 8	PBCA	98.00	YES	84	11	0	0	0	95	2	0	1	79	7	5	5	0	0	0	96
82025M	Wescott, The (fka Newbury Commons)	1450 Washington Boulevard	Stamford	Fairfield	216.00	Family	CHFA	For Profit	Restrictive Covenants	N/A	261.00	NO	Not required to report																
10007M	West Village Apartments	52 Howe Street	New Haven	New Haven	1407	Family	CHFA	For Profit	LIHTC	N/A	127.00	NO	Not required to report																
06048S	Westport Rotary Centennial House	10 West End Avenue	Westport	Fairfield	504	Supportive	CHFA	Non Profit	Supportive Housing	N/A	6.00	YES	6	0	0	0	0	6	0	0	0	4	1	1	0	0	0	0	6
E08004	Westwood (fka 58 Progress Dr. or Vidal	58 Progress Drive	Stamford	Fairfield	214	Family	CHFA	For Profit	TCAP/Exchange	N/A	95.00	YES	30	18	5	1	0	54	4	0	37	12	51	21	6	1	0	0	91
95015C	Westwoods Apartments	312-314 Scott Swamp Road	Farmington	Hartford	4602.04	Family	CHFA	For Profit	LIHTC	N/A	34.00	YES	18	14	2	0	0	34	0	0	0	6	14	10	3	1	0	0	34
03036S	Whalley Terrace Supportive Housing	560 Whalley Avenue	New Haven	New Haven	1409	Supportive	CHFA	For Profit	Supportive Housing	N/A	22.00	YES	19	1	0	0	0	20	2	0	0	12	7	0	0	0	0	1	20
98019M	Whispering Pines Phase II	100 Whispering Pines Road	Avon	Hartford	4622.01	Elderly	CHFA	For Profit	LIHTC	N/A	53.00	YES	21	32	0	0	0	53	0	0	0	48	3	0	2	0	0	0	53
89010M	William H. Warner	15-23 Lucy Street	Woodbridge	New Haven	1602	Elderly	CHFA	For Profit	Restrictive Covenants	N/A	30.00	NO																	
09911M	Willow Arms	446 Main Street	East Hartford	Hartford	5106	Elderly	CHFA	For Profit	Section 8	PBCA	96.00	NO																	
18101M	Willow Creek Apartments Phase I	421,423,425 & 427 Granby St., 4,6 & 8	Hartford	Hartford	5039	Family	CHFA	For Profit	LIHTC	N/A	62.00	YES	28	27	6	0	0	61	1	0	0	1	51	9	0	0	0	0	61
18916M	Willow Creek Apartments Phase II	1, 3, 5, 7, 9, 11, 13 & 15 Berkeley Dr.,	Hartford	Hartford	5039	Family	CHFA	For Profit	LIHTC	N/A	43.00	YES	15	15	6	0	0	36	2	0	5	2	31	7	1	0	0	0	41
19920M	Willow Creek Apartments Phase III	421 Granby Street	Hartford	Hartford	4921	Family	CHFA	For Profit	LIHTC	N/A	30.00	YES	10	11	1	0	0	22	2	0	6	1	19	7	1	0	0	0	28
99008M	Willowcrest Apts	63 Stoneycrest Drive	Middletown	Middlesex	5412	Family	CHFA	For Profit	LIHTC	N/A	151.00	YES	73	60	11	0	0	144	7	0	0	45	48	30	17	1	1	2	144
09039M	Wilton Commons	21 Station Road	Wilton	Fairfield	452	Elderly	CHFA	Non Profit	LIHTC	N/A	51.00	YES	36	12	0	0	0	48	3	0	0	40	2	1	0	0	5	0	48
19919F	Windward Apartments (The), Phase I	20 Johnson Drive	Bridgeport	Fairfield	705.00	Family	CHFA	For Profit	LIHTC	N/A	54.00	NO																	
99012M	Woodland Hills Apts.	330 Highland Avenue	Torrington	Litchfield	3108.04	Family	CHFA	For Profit	LIHTC	PBCA	176.00	YES	114	45	2	0	0	161	1	0	14	20	7	147	0	1	0	0	175
09912M	Woodside Village	8 Dorothy Drive	Bloomfield	Hartford	4714	Elderly	CHFA	For Profit	Section 8	PBCA	177.00	NO																	
09913M	Woodview Apartments	88 Cobb Street	Watertown	Litchfield	3603	Elderly	CHFA	For Profit	Section 8	PBCA	80.00	NO																	
88503M	Woodward Cliffs	53-55 Woodward Avenue	Norwalk	Fairfield	444	Family	CHFA	For Profit	Restrictive Covenants	N/A	6.00	NO	Not required to report																
99002M	Yale Street Commons	100 Yale Street	Bridgeport	Fairfield	712	Family	CHFA	Non Profit	LIHTC	N/A	44.00	YES	14	12	6	0	0	32	5	4	3	0	12	23	0	0	0	0	35
85008Z	Zbikowski Park	10 Salladin Road, also Lillian, Armand.	Bristol	Hartford	4055.00	Family	CHFA	For Profit	LIHTC	N/A	90.00	YES	56	29	3	0	0	88	2	0	0	63	17	0	7	1	0	0	88
													9,681	4,251	663	77	48	14,720	576	36	2,815	6,081	4,003	4,357	973	202	300	1,619	17,535
													0						0										0

Notes:

= Did not report

AMI bands account only for occupied units that are qualified/subsidized.

Ethnic classification accounts for all occupied units (qualified/subsidized and market).

CHFANU MBER	DEVELOPMENT_NAME	DEVELOPMENT_ADDRESS1	DEVELOPMENT_CITY	COUNTYNAME	DEVELOPMENT_CE NSUSTRCT	HOUSING _TYPE	PORTFOL IO_TYPE	OWNERSH IP_TYPE	PROGRAM_TYPE	CONTRA CTADMIN	UNITS	WAITLIST _YES_NO	NON_M NORTY	AFRICA N_AME RICAN	HISPANI C_OR_L ATINO	OTHER	ASIAN	DECLIN ED_TO PROVID E	TOTAL	PROPE RTIES	PROPE RTY_NA MES	PARTY_3 RD	TYPE_3R D_PARTY	TYPE_3R D_PARTY _OTHER	ELDERL Y	YDISAB LED	
85057D	Center Village	75, 77, 79, 81, 83, 85 & 87 New Lonc	Glastonbury	Hartford	5203.02	Elderly	CHFA	For Profit	LIHTC	N/A	72.00	YES	200	55	82	7	5	169	518	No	N/A	No			309	152	
09009M	Chamberlain Heights	Hollis Dr., Chamberlain Hwy., Andrew	Meriden	New Haven	1703	Family	CHFA	Non Profit	TCAP	N/A	124.00	NO															
95004C	Charles Street Apts. (fka Charles St. Place)	122 Charles Street	Meriden	New Haven	1705	Family	CHFA	For Profit	LIHTC	N/A	80.00	YES	2	0	2	5	0	0	9	No		No			0	0	
14088M	Cherry Street Lofts	345 Cherry Street	Bridgeport	Fairfield	703	Family	CHFA	For Profit	LIHTC	N/A	157.00	NO	38	19	22	1	3	15	98	No		No			0	0	
24903M	Cheshire Highland	11-46 Highland Avenue	Cheshire	New Haven	3431.02	Family	CHFA	Unknown	LIHTC	N/A	71.00	NO															
73003M	Cheshire Hillside VII. I	175 East Mitchell Avenue	Cheshire	New Haven	3431.02	Elderly	CHFA	For Profit	Section 8	PBCA	50.00	YES	0	0	0	0	0	102	102	Yes		Cheshire	No		76	26	
76032M	Cheshire Village II	175 East Mitchell Avenue	Cheshire	New Haven	3431.02	Elderly	CHFA	For Profit	Section 8	PBCA	50.00	YES								Yes		Cheshire	No				
84004M	Chestnut Grove	200 Chestnut Grove	New Milford	Litchfield	2532	Elderly	CHFA	Non Profit	Market Rate	N/A	40.00	YES	9	0	0	0	0	0	9	No		No			9	0	
01012M	Cityscape Apts.	Scattered: Affleck, Broad, Jefferson, I	Hartford	Hartford	5028	Family	CHFA	Non Profit	LIHTC	N/A	74.00	NO															
21403M	Clay Arsenal Renaissance Apts.	25 Scattered Sites	Hartford	Hartford	Multiple	Family	CHFA	For Profit	LIHTC	N/A	150.00	YES	75	146	273	5	0	302	801	No		No			0	0	
75079M	Clifford House	1450 Main Street	Bridgeport	Fairfield	706	Elderly	CHFA	For Profit	Section 8	PBCA	101.00	YES	0	1	2	0	2	18	23	No		No			23	0	
10001GE	Clinton Commons	73-75-77, 83-85 & 101-103 Clinton A	Bridgeport	Fairfield	709	Family	CHFA	For Profit	LIHTC	N/A	33.00	NO															
83013M	Clocktower Mill	63 Elm Street / 158 Forest Street	Manchester	Hartford	5147	Family	CHFA	For Profit	Market Rate	N/A	185.00	YES	0	0	0	0	0	0	0	No		No			0	0	
21402M	Coleman Towers Apts.	72 Spruce Street	Stamford	Fairfield	215.01	Family	CHFA	For Profit	LIHTC	N/A	132.00	NO															
94010S	Colony (The)	41 Ludlow Street	Stamford	Fairfield	222	Supportive	CHFA	Non Profit	Supportive Housing	N/A	29.00	YES										Yes	CAN		0	0	
84022M	Cornfield Apartments	60 Pinney Street (Route 286)	Ellington	Tolland	5351	Family	CHFA	For Profit	80/20 Bond	N/A	216.00	YES	0	0	0	0	0	0	0	No		Yes	CAN		0	0	
11022S	Cosgrove Commons	815-817 Wethersfield Avenue	Hartford	Hartford	5025	Supportive	CHFA	Non Profit	Supportive Housing	N/A	24.00	YES										Yes	CAN		0	0	
91007M	Country Place	1 Birch Circle	Colchester	New London	7141.02	Family	CHFA	For Profit	LIHTC	N/A	112.00	YES	31	8	7	0	2	0	48	Yes		Country F	No		0	0	
94006M	Country Place II	1 Birch Circle	Colchester	New London	7141.02	Family	CHFA	For Profit	LIHTC	N/A	82.00	YES								Yes		Country F	No		0	0	
11026M	Country Village Apartments	283 Colonial Avenue	Waterbury	New Haven	3522	Family	CHFA	For Profit	Section 8	PBCA	232.00	YES	8	47	184	0	2	17	258	No		No			0	0	
78024M	Countrywood at Vernon	631 Talcothville Road	Vernon	Tolland	5303.01	Family	CHFA	For Profit	HUD Program (Nor	N/A	148.00	YES	0	0	0	0	0	0	0	No		No			0	0	
17003M	Courland Arms	57 Court Street	New Britain	Hartford	4171	Family	CHFA	For Profit	LIHTC	N/A	24.00	YES	0	2	3	0	0	0	5	No		No			0	0	
94003S	Crescent Apts. (fka Crescent Bldg.)	431 Washington Avenue	Bridgeport	Fairfield	716	Supportive	CHFA	Non Profit	Supportive Housing	N/A	38.00	NO															
15005M	Crescent Crossings Phase 1-A	252 Hallett Street	Bridgeport	Fairfield	738	Family	CHFA	For Profit	LIHTC	N/A	93.00	YES	20	592	625	3	10	0	1,250	Yes		Crescent	No		N/A	0	0
23923M	Crescent Crossings, Phase 1C	252 Hallett Street	Bridgeport	Fairfield	0740.00	Family	CHFA	Unknown	LIHTC	N/A	85.00	NO															
22919M	Curtis Coffield II Estate f/k/a MLK/Tyler Stre	714-802 Rev. Dr. Martin Luther King, New	Haven	New Haven	1408.00	Family	CHFA	Non Profit	LIHTC	N/A	56.00	NO															
80070M	Danbury Commons	51 Main Street	Danbury	Fairfield	2101	Elderly	CHFA	For Profit	Section 8	PBCA	188.00	NO															
09022M	Danbury Tower	40 William Street	Danbury	Fairfield	2106	Elderly	CHFA	For Profit	Section 8	PBCA	81.00	YES	35	10	39	5	0	8	97	No		No			50	13	
90022P	Deer Meadow	1 Deer Meadow Drive	Bloomfield	Hartford	4715	Family	CHFA	For Profit	LIHTC	N/A	48.00	YES	1	38	21	0	0	7	67	No		No			2	0	
1315AM	Deerfield Apartments	640-838 Windsor Avenue	Windsor	Hartford	4737	Family	CHFA	For Profit	Market Rate Conve	N/A	176.00	YES	0	0	0	0	0	0	0	No		No			0	0	
89005M	Deerfield Village	10 King Arthur Drive	East Lyme	New London	8707.01	Family	CHFA	For Profit	Restrictive Covena	N/A	100.00	NO															
88014P	Diamond Court (fka Diamond Court-REO)	150 Manhan St.	Waterbury	New Haven	3523	Family	CHFA	For Profit	Restrictive Covena	N/A	80.00	NO															
98021M	Dillon Place	54-84 Hendricxsen Avenue	Hartford	Hartford	5004	Family	CHFA	For Profit	LIHTC	N/A	65.00	YES	10	0	15	1	0	0	26	No		No			0	0	
85008D	Dutton Heights	Norris, Woodard & Driscoll Drives (sc	Bristol	Hartford	4056.00	Family	CHFA	For Profit	LIHTC	N/A	84.00	YES	10	8	15	0	0	0	33	No		No			0	0	
80010M	Dye House Apartments	190 Pine Street	Manchester	Hartford	5146	Family	CHFA	For Profit	TCAP/Exchange	N/A	57.00	YES	15	43	23	1	0	0	82	No		No			0	0	
84006M	Eagle Rock Apts. at Enfield (fka Ctrywd at I	One Gatewood Drive	Manchester	Hartford	4812	Family	CHFA	For Profit	Restrictive Covena	N/A	208.00	NO															
22410M	Eagleville Green	309 Maple Road	Storrs	Tolland	8815.00	Family	CHFA	Non Profit	LIHTC	N/A	42.00	NO															
75098M	Eastgate II	36-3 Maybury Circle	Waterbury	New Haven	3527.02	Elderly	CHFA	For Profit	Section 8	PBCA	44.00	NO															
98017M	Easton Place	32-E Jaidee Drive	East Hartford	Hartford	5106	Family	CHFA	For Profit	LIHTC	N/A	50.00	YES	0	15	10	0	0	0	25	No					0	0	
12001M	Elias Howe Elderly Housing	287 Clinton Avenue	Bridgeport	Fairfield	201	Elderly	CHFA	For Profit	Restrictive Covena	N/A	37.00	YES	1	4	4	2	0	0	11	No		No			10	1	
98002M	Elizabeth Square	112-120 Elizabeth Street	Norwich	New London	6967	Family	CHFA	Non Profit	80/20 Bond	N/A	29.00	YES	15	3	5	6	0	0	29	No					0	0	
80028M	Ella Grasso	65 Ballou Street	Putnam	Windham	9031	Elderly	CHFA	For Profit	Section 8	PBCA	72.00	NO															
22405M	Ellis Street Commons	312 Ellis Street	New Britain	Hartford	4155.00	Family	CHFA	For Profit	LIHTC	N/A	154.00	NO															
91021P	Eno Farms (REO)	1-15 Hitchcock Circle, 1-13 Pattison S	Simsbury	Hartford	4662.01	Family	CHFA	For Profit	Restrictive Covena	N/A	50.00	YES	0	0	0	30	0	0	30	No		No			0	0	
18008M	Enterprise and Abbott Apts.	One Enterprise Place	Waterbury	New Haven	multiple	Elderly	CHFA	For Profit	LIHTC	PBCA	187.00	YES	160	109	317	0	1	0	587	Yes		Schoolho	No		81	125	
09003M	Executive Square House	100 Executive Square	Wethersfield	Hartford	4926	Elderly	CHFA	For Profit	Section 8	PBCA	240.00	YES	23	14	15	7	2	21	82	No		No			71	11	
09030M	Fair Street Apartments	80 Fair Street	Norwalk	Fairfield	434	Family	CHFA	For Profit	LIHTC	N/A	57.00	NO															
94009S	Fairfield Apts. (fka Fairfield Avenue)	1062 Fairfield Avenue	Fairfield	Fairfield	712	Supportive	CHFA	Non Profit	Supportive Housing	N/A	34.00	YES										Waitlist c	N/A	Yes	CAN	0	0
85025D	Fairfield Ridge Apartments	1-87 Fairfield Ridge Rd.	Danbury	Fairfield	2104.00	Family	CHFA	For Profit	LIHTC	N/A	58.00	NO															
06052M	Fairgate (fka Fairfield Court Revitalization)	25 Fairfield Avenue	Stamford	Fairfield	215	Family	CHFA	For Profit	LIHTC	N/A	90.00	YES	42	143	55	14	4	0	258	No		Yes	Other	Charter C	0	0	
06041S	Fellowship Commons Westville	992-1000 Whalley Avenue	New Haven	New Haven	1413	Supportive	CHFA	Non Profit	Supportive Housing	N/A	18.00	YES	13	14	5	0	0	2	34	No		No			0	0	
03006S	Ferry Street	368-370,372-374,376-378,382-384, 3	New Haven	New Haven	1424	Supportive	CHFA	Non Profit	Supportive Housing	N/A	24.00	YES	4	7	4	0	6	4	25	No		No			0	0	
03023M	Fitch Court	156 Bloomfield Avenue	Windsor	Hartford	4734	Elderly	CHFA	Non Profit	Restrictive Covena	N/A	40.00	YES	48	73	23	2	5	20	171	No		No			108	66	
97005M	Florence Virtue	49 Charles Street	New Haven	New Haven	1416	Family	CHFA	For Profit	LIHTC	N/A	129.00	YES	19	160	33	18	1	15	246	No		No			0	0	
11008M	Footc Commons	356 & 366 West Main Street	Cheshire	New Haven	3431.02	Family	CHFA	Non Profit	Restrictive Covena	N/A	20.00	YES	57	34	21	12	7	31	162	No		No			0	0	
81001D	Forest Court	1-37 Bari Lane	Farmington	Hartford	4603.01	Family	CHFA	For Profit	LIHTC	PBCA	36.00	YES	0	0	0	0	0	11	11	No		No			0	0	
1																											

CHFA State-Sponsored Portfolio of Persons Entering Residence

CHFAU MBER	DEVELOPMENT_NAME	DEVELOPMENT_ADDRESS1	DEVELOPMENT _CITY	CountyName	DEVELOP MENT_CE NSUSTRA CT	HOUSING _TYPE	PORTFOLIO_TYP E	OWNERSHIP_TYPE	PROGRAM_TYPE	CONTRA DADMIN	UNITS	TPS_YES _NO	<25- 50%	25%- 50%	51%- 80%	81%- 100%	>100%	TOTAL	VACANT UNITS	UNINH BITABL E	MARKET	NON_MI NORITY	AFRICA N_A ME	HISPA NIC LATI NO	OTHER	ASIAN	UNKN WN	DECLI ED	TOTAL ETHNIC S	
85001D	J.J. O'Donnell Apts.	63 Woodlawn Avenue	Ansonia	New Haven	1254.00	Elderly	State Sponsored	Housing Authority (SHP (SH Elderly	N/A	N/A	40.00	YES	2	0	0	0	0	2	0	0	0	0	1	1	0	0	0	0	0	2
95002D	Pompey Hollow	49 Tremko Lane	Ashford	Windham	8301.00	Elderly	State Sponsored	Housing Authority (SHP (SH Elderly	N/A	N/A	32.00	NO	0	0	0	0	0	0	0	0	0	0	0	0	0	0	0	0	0	0
85003D	Percival Heights	31 Colonial Drive	Berlin	Hartford	4003.00	Elderly	State Sponsored	Housing Authority (SHP (SH Elderly	N/A	N/A	30.00	YES	0	0	0	0	0	0	0	0	0	0	0	0	0	0	0	0	0	0
85002D	Marjorie Moore Village	240 Kensington Road	Berlin	Hartford	4003.00	Elderly	State Sponsored	Housing Authority (SHP (SH Elderly Section 8	PBCA	N/A	40.00	YES	5	0	0	0	0	5	0	0	0	0	4	0	1	0	0	0	0	5
86001D	Reynold's Ridge	42-82 Reynold's Ridge	Bethel	Fairfield	2002.00	Elderly	State Sponsored	Housing Authority (SHP (SH Elderly	N/A	N/A	41.00	YES	0	0	0	0	0	0	0	0	0	0	0	0	0	0	0	0	0	0
85004D	Reynold's Ridge	1-41 Reynold's Ridge	Bethel	Fairfield	2002.00	Elderly	State Sponsored	Housing Authority (SHP (SH Elderly Section 8	PBCA	N/A	40.00	NO	Not required to report		0	0	0	0	0	0	0	0	0	0	0	0	0	0	0	0
85006D	Bethel Congregate	101 Simon Rd.	Bethel	Fairfield	2002.00	Elderly	State Sponsored	Non Profit	SH Congregate	N/A	44.00	NO	Not required to report		0	0	0	0	0	0	0	0	0	0	0	0	0	0	0	0
86002D	Parkside Village II	3 Block Island Road	Branford	New Haven	1844.00	Elderly	State Sponsored	Housing Authority (SHP (SH Elderly	N/A	N/A	40.00	YES	4	1	0	0	0	5	0	0	0	0	5	0	0	0	0	0	0	5
91009D	Ivy Street Apts.	146-190 North Ivy Street	Branford	New Haven	1847.00	Family	State Sponsored	Non Profit	SH Affordable Housing	N/A	29.00	YES	0	1	0	0	0	1	0	0	0	1	0	0	0	0	0	0	0	1
77001D	Read Street	170 Read Street	Bridgeport	Fairfield	744.00	Family	State Sponsored	For Profit	Restrictive Covenants	N/A	8.00	NO	Not required to report		0	0	0	0	0	0	0	0	0	0	0	0	0	0	0	0
92002D	Helms Housing	96-98, 110-112 & 128-130 Hope St.	Bridgeport	Fairfield	702.00	Family	State Sponsored	Non Profit	SH Affordable Housing	N/A	12.00	YES	0	1	0	0	0	1	0	0	0	0	1	0	0	0	0	0	0	1
90030D	D.J. Komanetsky	81 Grove Avenue	Bristol	Hartford	4053.00	Elderly	State Sponsored	Housing Authority (SHP (SH Congregate	N/A	N/A	44.00	NO	Not required to report		0	0	0	0	0	0	0	0	0	0	0	0	0	0	0	0
85010D	Mountain Laurel Manor	81 Field Street	Bristol	Hartford	4056.00	Elderly	State Sponsored	Housing Authority (SHP (SH Elderly Section 8	PBCA	N/A	40.00	YES	1	0	0	0	0	1	0	0	0	0	1	0	0	0	0	0	0	1
85009D	Zbikowski Park Section 8	29 Rollinson Road	Bristol	Hartford	4055.00	Family	State Sponsored	Housing Authority (SHP (SH Mod Rental Sec 8	PBCA	N/A	32.00	YES	1	1	0	0	0	2	0	0	0	0	1	1	0	0	0	0	0	2
85011D	Brooks Quarry	3 Brooks Quarry Road	Brookfield	Fairfield	2051.00	Elderly	State Sponsored	Housing Authority (SHP (SH Elderly	N/A	N/A	35.00	NO	Not required to report		0	0	0	0	0	0	0	0	0	0	0	0	0	0	0	0
85014D	Twenty One	21 Dowd Avenue	Canton	Hartford	4641.02	Elderly	State Sponsored	Housing Authority (SHP (SH Elderly Section 8	PBCA	N/A	40.00	YES	2	0	0	0	0	2	0	0	0	0	2	0	0	0	0	0	0	2
85015D	Beachport	50 Rumburg Road	Cheshire	New Haven	3431.02	Elderly	State Sponsored	Housing Authority (SHP (SH Elderly Section 8	PBCA	N/A	48.00	NO	Not required to report		0	0	0	0	0	0	0	0	0	0	0	0	0	0	0	0
89005D	Glenhaven	159 Glenwood Road	Clinton	Middlesex	6103.00	Elderly	State Sponsored	Housing Authority (SHP (SH Elderly	N/A	N/A	30.00	YES	2	0	0	0	0	2	0	0	0	0	2	0	0	0	0	0	0	2
85016D	Dublin Village and Annex	300 Lebanon Ave.	Colchester	New London	7141.01	Elderly	State Sponsored	Housing Authority (SHP (SH Elderly	N/A	N/A	40.00	YES	7	2	0	0	0	9	0	0	0	0	9	0	0	0	0	0	0	9
85017D	Ponemah Village	283 Westchester Road	Colchester	New London	7141.03	Elderly	State Sponsored	Housing Authority (SHP (SH Elderly	N/A	N/A	30.00	YES	4	0	0	0	0	4	0	0	0	0	4	0	0	0	0	0	0	4
94081D	Kugeman Village	256 Kent Rd. South	Corwall	Litchfield	2632.00	Family	State Sponsored	Non Profit	SH Moderate Rental	N/A	18.00	YES	1	0	0	0	0	1	0	0	0	1	0	0	0	0	0	0	0	1
85018D	Orchard Hill Estates II - 157	1630 Main Street	Coventry	Tolland	8502.00	Elderly	State Sponsored	Housing Authority (SHP (SH Elderly	N/A	N/A	40.00	YES	5	0	0	0	0	5	0	0	0	5	0	0	0	0	0	0	0	5
85019D	Orchard Hill Estates I - 123L	1630 Main Street	Coventry	Tolland	8502.00	Elderly	State Sponsored	Housing Authority (SHP (SH Elderly Section 8	PBCA	N/A	40.00	NO	Not required to report		0	0	0	0	0	0	0	0	0	0	0	0	0	0	0	0
85028D	Fairfield Ridge / Mill Ridge	18 - 20 Mill Ridge Drive	Danbury	Fairfield	2107.02	Family	State Sponsored	For Profit	SH MRD Section 8	DOH	30.00	NO	Not required to report		0	0	0	0	0	0	0	0	0	0	0	0	0	0	0	
85027D	Godfrey, The	317 Main Street	Danbury	Fairfield	2101.00	Family	State Sponsored	For Profit	SH MRD Section 8	PBCA	9.00	NO	Not required to report		0	0	0	0	0	0	0	0	0	0	0	0	0	0	0	
85022D	Glen Apartments and Extension	38 Rocky Glen Road	Danbury	Fairfield	2106.00	Elderly	State Sponsored	Housing Authority (SHP (SH Elderly	N/A	N/A	100.00	YES	2	0	0	0	0	2	0	0	0	2	0	0	0	0	0	0	0	2
85028D	Fairfield Ridge Rehab	3-15, 44-46, 50-56, 69-85 & 74-78 Fi	Danbury	Fairfield	2104.00	Family	State Sponsored	Housing Authority (SHP (SH Mod Rental Sec 8	PBCA	N/A	25.00	NO	Not required to report		0	0	0	0	0	0	0	0	0	0	0	0	0	0	0	0
85020D	Coal Pit Hill	86 Coalpit Hill Rd.	Danbury	Fairfield	2104.00	Family	State Sponsored	Housing Authority (SHP (SH Moderate Rental	N/A	N/A	114.00	NO	Not required to report		0	0	0	0	0	0	0	0	0	0	0	0	0	0	0	0
85025Z	Mill Ridge and Mill Ridge Ext.	1-137 Mill Ridge Road	Danbury	Fairfield	2107.02	Family	State Sponsored	Housing Authority (SHP (SH Moderate Rental	N/A	N/A	118.00	NO	Not required to report		0	0	0	0	0	0	0	0	0	0	0	0	0	0	0	0
77007D	Kirtland Commons	60 Main Street	Deep River	Middlesex	6201.00	Elderly	State Sponsored	Housing Authority (SHP (SH Elderly	N/A	N/A	44.00	NO	Not required to report		0	0	0	0	0	0	0	0	0	0	0	0	0	0	0	0
85031D	Cicia Manor	4-26 Anson Street	Derby	New Haven	1202.00	Elderly	State Sponsored	Housing Authority (SHP (SH Elderly	N/A	N/A	43.00	YES	0	0	0	0	0	0	0	0	0	0	0	0	0	0	0	0	0	0
90037D	Lakeview Apts.	1-30 Gardino Terrace	Derby	New Haven	1202.00	Elderly	State Sponsored	Housing Authority (SHP (SH Elderly	N/A	N/A	30.00	YES	2	0	0	0	0	2	0	0	0	0	1	1	0	0	0	0	0	2
85030D	Stygar Terrace	1-35 Stygar Terrace	Derby	New Haven	1202.00	Elderly	State Sponsored	Housing Authority (SHP (SH Elderly	N/A	N/A	36.00	YES	2	0	0	0	0	2	0	0	0	0	1	0	1	0	0	0	0	2
85032D	Bellwood Court	2-8 West Drive	East Hampton	Middlesex	5501.00	Elderly	State Sponsored	Housing Authority (SHP (SH Elderly	N/A	N/A	30.00	YES	4	1	0	0	0	5	0	0	0	4	0	0	0	0	0	0	0	5
85033D	Chatham Acres	1-31 West Drive and Governor Bill O'	East Hampton	Middlesex	5501.00	Elderly	State Sponsored	Housing Authority (SHP (SH Elderly	N/A	N/A	40.00	YES	5	2	0	0	0	7	0	0	0	6	0	0	1	0	0	0	7	
85035D	King Court	5-81 King Court	East Hartford	Hartford	5106.00	Family	State Sponsored	For Profit	SH Moderate Rental	N/A	80.00	YES	3	0	0	0	0	3	0	0	0	0	2	0	1	0	0	0	3	
85036D	Veteran Terrace	2 Columbus Circle	East Hartford	Hartford	5103.00	Family	State Sponsored	Housing Authority (SHP (SH Mod Rental Sec 8	PBCA	N/A	102.00	NO	Not required to report		0	0	0	0	0	0	0	0	0	0	0	0	0	0	0	0
85036Z	Veteran Terrace Ext.	2-70 Columbus Street	East Hartford	Hartford	5103.00	Family	State Sponsored	Housing Authority (SHP (SH Mod Rental Sec 8	PBCA	N/A	48.00	NO	Not required to report		0	0	0	0	0	0	0	0	0	0	0	0	0	0	0	0
85037D	Faylor Apts.	130 Boston Post Road	East Lyme	New London	7161.02	Family	State Sponsored	For Profit	SH Mod Rental Develt	N/A	36.00	NO	Not required to report		0	0	0	0	0	0	0	0	0	0	0	0	0	0	0	
85038D	Park Hill and Extensions	76 Park Hill	East Windsor	Hartford	4842.00	Elderly	State Sponsored	Housing Authority (SHP (SH Elderly	N/A	N/A	84.00	YES	11	2	0	0	0	13	0	0	0	12	0	1	0	0	0	0	13	
85040D	Snipsc Village I & II	20 Main Street	Ellington	Tolland	5351.00	Elderly	State Sponsored	Housing Authority (SHP (SH Elderly	N/A	N/A	42.00	YES	4	1	0	0	0	5	0	0	0	4	1	0	0	0	0	0	5	
85049D	Ella Grasso Manor	25 Central Street	Enfield	Hartford	4806.00	Elderly	State Sponsored	Housing Authority (SHP (SH Elderly	N/A	N/A	40.00	YES	1	0	0	0	0	1	0	0	0	1	0	0	0	0	0	0	1	
85044D	Enfield Manor and Enfield Manor Ext	17 Enfield Terrace	Enfield	Hartford	4807.00	Elderly	State Sponsored	Housing Authority (SHP (SH Elderly	N/A	N/A	80.00	YES	0	0	0	0	0	0	0	0	0	0	0	0	0	0	0	0	0	
85046D	Windsor Court and Windsor Court Ext	1 - 40 Windsor Street	Enfield	Hartford	4806.00	Elderly	State Sponsored	Housing Authority (SHP (SH Elderly	N/A	N/A	40.00	YES	0	0	0	0	0	0	0	0	0	0	0	0	0	0	0	0	0	
85048D	Woodside Park	1-40 Post Road	Enfield	Hartford	4811.00	Elderly	State Sponsored	Housing Authority (SHP (SH Elderly	N/A	N/A	40.00	YES	0	0	0	0	0	0	0	0	0	0	0	0	0	0	0	0	0	
85042D	Green Valley Village	18-101 Green Valley Drive	Enfield	Hartford	4807.00																									

CHFANU MBER	DEVELOPMENT_NAME	DEVELOPMENT_ADDRESS1	DEVELOPMENT _CITY	CountyName	DEVELOP MENT_CE NSUSTRA CT	HOUSING _TYPE	PORTFOLIO_TYP E	OWNERSHIP_TYPE	PROGRAM_TYPE	CONTRA CTADMIN	UNITS	TPS_YES _NO	<25%	25%- 50%	51%- 80%	81%- 100%	>100%	TOTAL	VACANT UNITS	UNINHA BITABL E	MARKET	NON_MI NORITY	AFRICA N_NAME RICAN	HISPANI C_LATI NO	OTHER	ASIAN	UNKNO WN	DECLIN ED	TOTAL ETHNIC S			
94036D	Bristol Apts.	865 Broad Street	Hartford	Hartford	5028.00	Family	State Sponsored	Non Profit	SH Affordable Housing	N/A	15.00	NO																				
94037D	Ed O'Neill House	107 Albany Avenue	Hartford	Hartford	5017.00	Family	State Sponsored	Non Profit	SH Affordable Housing	N/A	27.00	NO																				
91099D	Jackie Schaffer Apts.	711 Garden Street	Hartford	Hartford	5015.00	Family	State Sponsored	Non Profit	SH Affordable Housing	N/A	10.00	YES	0	0	0	0	0	0	0	0	0	0	0	0	0	0	0	0	0	0	0	
77014D	Ward / Affleck	88-90 Ward Street	Hartford	Hartford	5028.00	Family	State Sponsored	Non Profit	SH Affordable Housing	N/A	14.00	YES	1	0	0	0	0	1	0	0	0	0	0	0	0	0	0	0	0	1	1	
91096D	Faith Manor	402 Albany Avenue	Hartford	Hartford	5018.00	Elderly	State Sponsored	Non Profit	SH Elderly	N/A	40.00	YES	2	0	0	0	0	2	0	0	0	0	0	1	1	0	0	0	0	2		
94035D	M.J. Caruso Places	65 Eaton Street	Hartford	Hartford	5025.00	Elderly	State Sponsored	Non Profit	SH Elderly	N/A	36.00	YES	3	0	0	0	0	3	0	0	0	0	0	1	2	0	0	0	0	3		
77015D	Harrington Place Cooperative	146-160 Barbour Street (PO Box 269)	Hartford	Hartford	5013.00	Family	State Sponsored	Non Profit	SH Limited Equity	N/A	18.00	NO																				
94022D	Rose Garden Cooperative	417-427 Garden Street	Hartford	Hartford	5018.00	Family	State Sponsored	Non Profit	SH Limited Equity	N/A	8.00	NO																				
91080D	96-98 Martin Street	96-98 Martin Street	Hartford	Hartford	5012.00	Family	State Sponsored	Non Profit	SH Moderate Rental	N/A	6.00	NO																				
96026D	Rehoboth Place	39-49 Vine Street	Hartford	Hartford	5014.00	Family	State Sponsored	Non Profit	SH Moderate Rental	N/A	15.00	NO																				
92037D	Park Terrace I	222-228 Park Terrace	Hartford	Hartford	5029.00	Family	State Sponsored	Non Profit	SH Mutual Housing	N/A	42.00	YES	0	0	1	0	0	1	0	0	0	0	0	0	1	0	0	0	0	1		
90075D	Stoncroft Village	14 Stoncroft Drive	Hebron	Tolland	5261.01	Elderly	State Sponsored	Housing Authority (SHP)	SH Elderly	N/A	25.00	YES	3	2	0	0	0	5	0	0	0	5	0	0	0	0	0	0	0	5		
85087D	Birchwood Terrace	41 Birchwood Terrace	Killingly	Windham	9044.00	Elderly	State Sponsored	Housing Authority (SHP)	SH Elderly	N/A	40.00	YES	2	2	0	0	0	4	1	0	0	4	0	0	0	0	0	0	0	4		
85085D	8 Maple Courts	620 Upper Maple Street	Killingly	Windham	9044.00	Elderly	State Sponsored	Housing Authority (SHP)	SH Elderly	N/A	80.00	YES	5	4	0	0	0	9	0	0	0	8	1	0	0	0	0	0	0	9		
86004D	King's Corner Manor	31-60 Kings Highway	Ledyard	New London	7012.00	Elderly	State Sponsored	Housing Authority (SHP)	SH Elderly	N/A	30.00	YES	3	1	0	0	0	4	0	0	0	3	0	1	0	0	0	0	0	4		
94052D	Bantam Falls	130 Doyle Road	Litchfield	Litchfield	3001.00	Elderly	State Sponsored	Housing Authority (SHP)	SH Elderly	N/A	36.00	YES	1	2	0	0	0	3	0	0	0	3	0	0	0	0	0	0	0	3		
85089D	Wells Run	1 East Street	Litchfield	Litchfield	3004.00	Elderly	State Sponsored	Housing Authority (SHP)	SH Elderly	N/A	30.00	YES	3	0	0	0	0	3	0	0	0	3	0	0	0	0	0	0	0	3		
93041D	Tannery Brook Cooperative	21 Tannery Brook Road	Litchfield	Litchfield	3005.00	Family	State Sponsored	Non Profit	SH Limited Equity	N/A	16.00	YES	1	1	0	0	0	2	0	0	0	2	0	0	0	0	0	0	0	2		
85092D	March Community Residence	636 East Middle Tpke.	Manchester	Hartford	5145.00	Family	State Sponsored	For Profit	SH MRD Section 8	PBCA	4.00	NO	Not required to report																			
92050D	Common Thread Cooperative	46 Saint James Street	Manchester	Hartford	5147.00	Family	State Sponsored	Non Profit	SH Limited Equity	N/A	16.00	NO																				
85094D	81 Wright's Village	905-912 & 205-206 Wrights Way, 10	Mansfield	Tolland	8815.00	Elderly	State Sponsored	Housing Authority (SHP)	SH Elderly	N/A	40.00	YES	1	1	0	0	0	2	0	0	0	1	0	1	0	0	0	0	0	2		
92051D	Holinko Estates	1,2,3,4,5 Zygmunt Drive	Mansfield	Tolland	8813.00	Family	State Sponsored	Housing Authority (SHP)	SH Moderate Rental	N/A	35.00	YES	0	5	0	0	0	5	0	0	0	0	0	0	0	5	0	0	0	5		
94056D	Florence S. Lord	155 South Main Street	Marlborough	Hartford	5241.00	Elderly	State Sponsored	Non Profit	SH Elderly	N/A	24.00	YES	0	0	0	0	0	0	0	0	0	0	0	0	0	0	0	0	0	0		
85096D	Johnson Farms	10-285 Village Lane	Meriden	New Haven	1705.00	Family	State Sponsored	Housing Authority (SHP)	SH Moderate Rental	N/A	52.00	NO																				
96049D	New Horizons	11 Nutmeg Road	Middlebury	New Haven	3441.00	Family	State Sponsored	Non Profit	SH Affordable Housing	N/A	5.00	YES	0	0	0	0	0	0	0	0	0	0	0	0	0	0	0	0	0	0	0	
85097D	SugarLoaf Terrace	1 SugarLoaf Terrace	Middlefield	Middlesex	5801.00	Elderly	State Sponsored	Housing Authority (SHP)	SH Elderly Section 8	PBCA	30.00	NO	Not required to report																			
85100D	Marino Manor	1361 Randolph Road	Middletown	Middlesex	5421.00	Elderly	State Sponsored	Housing Authority (SHP)	SH Elderly	N/A	40.00	NO																				
85099D	Rockwood Acres	5-91 Daddario Road	Middletown	Middlesex	5421.00	Family	State Sponsored	Housing Authority (SHP)	SH Moderate Rental	N/A	72.00	NO																				
85098D	Santangelo Circle	17-106 Santangelo Circle	Middletown	Middlesex	5421.00	Family	State Sponsored	Housing Authority (SHP)	SH Moderate Rental	N/A	50.00	NO																				
85098Z	Sunset Ridge	400-438 Long Lane	Middletown	Middlesex	5421.00	Family	State Sponsored	Housing Authority (SHP)	SH Moderate Rental	N/A	76.00	NO																				
91135D	Alberta Jagoe Commons	101-500 Alberta Jagoe Court	Milford	New Haven	1503.00	Elderly	State Sponsored	Housing Authority (SHP)	SH Elderly	N/A	40.00	YES	1	1	0	0	0	2	0	0	0	2	0	0	0	0	0	0	0	2		
85101D	C. McKeen Village and Extension	45-56 Jepson Drive	Milford	New Haven	1501.00	Elderly	State Sponsored	Housing Authority (SHP)	SH Elderly	N/A	65.00	YES	7	1	0	0	0	8	0	0	0	7	1	0	0	0	0	0	0	8		
85103D	DeMaio Gardens	24-90 DeMaio Drive	Milford	New Haven	1503.00	Elderly	State Sponsored	Housing Authority (SHP)	SH Elderly	N/A	30.00	YES	0	0	0	0	0	0	0	0	0	0	0	0	0	0	0	0	0	0	0	
86005D	Fairway Acres	358 Wheeler Road	Monroe	Fairfield	1003.00	Elderly	State Sponsored	Housing Authority (SHP)	SH Elderly	N/A	30.00	YES	7	2	0	0	0	9	0	0	0	8	0	1	0	0	0	0	0	9		
85105D	Freedom Village	81 Liberty Road	Montville	New London	8705.01	Elderly	State Sponsored	Housing Authority (SHP)	SH Elderly	N/A	40.00	YES	1	3	0	0	0	4	0	0	0	4	0	0	0	0	0	0	0	4		
85104D	Independence Village	41 Milefski Drive	Montville	New London	6952.01	Elderly	State Sponsored	Housing Authority (SHP)	SH Elderly	N/A	40.00	YES	3	0	0	0	0	3	0	0	0	3	0	0	0	0	0	0	0	3		
92056D	Eldridge Elderly Housing	109 East Street	Morris	Litchfield	3031.00	Elderly	State Sponsored	Housing Authority (SHP)	SH Elderly	N/A	20.00	YES	1	0	0	0	0	1	0	0	0	1	0	0	0	0	0	0	0	1		
94063D	Robert E. Hutt Cong	580 Millville Avenue	Naugatuck	New Haven	3454.00	Elderly	State Sponsored	Housing Authority (SHP)	SH Congregate	N/A	36.00	NO	Not required to report																			
85107D	Oak Terrace	53 Conrad Street	Naugatuck	New Haven	3454.00	Elderly	State Sponsored	Housing Authority (SHP)	SH Elderly	N/A	194.00	YES	16	6	1	0	0	23	0	0	0	21	2	0	0	0	0	0	0	23		
95067E	Beaver St. Apts. (aka St. Mary's Residence II)	46 Beaver Street	New Britain	Hartford	4159.00	Family	State Sponsored	For Profit	Restrictive Covenants	N/A	20.00	NO																				
91161D	Washington Court	370 High Street	New Britain	Hartford	4160.00	Family	State Sponsored	For Profit	SH Mod Rental Develt	N/A	50.00	NO																				
12069AM	Security Manor	470 Burrill Street	New Britain	Hartford	4166.00	Elderly	State Sponsored	Non Profit	SH Moderate Rental	N/A	50.00	NO																				
87024D	Londberry Gardens	220 Third Avenue	New London	New London	6903.00	Family	State Sponsored	For Profit	SH Mod Rental Develt	N/A	86.00	YES	0	0	0	0	0	0	0	0	0	0	0	0	0	0	0	0	0	0	0	
85130D	George Washington Carver Housing	202 Colman Street	New London	New London	6903.00	Elderly	State Sponsored	Housing Authority (SHP)	SH Elderly	N/A	130.00	NO																				
18-524	Gordon Court	40 Gordon Court	New London	New London	Multiple	Elderly	State Sponsored	Housing Authority (SHP)	SH Elderly	N/A	42.00	NO																				
85129D	Gordon/Ricci Courts	1-46 Ricci Court and	New London	New London	Multiple	Elderly	State Sponsored	Housing Authority (SHP)	SH Elderly	N/A	80.00	NO																				
85125D	Cedar Village	312-316 Cedar Street	Newington	Hartford	4946.00	Elderly	State Sponsored	Housing Authority (SHP)	SH Elderly	N/A	40.00	YES	3	2	0	0	0	5	0	0	0	5	0	0	0	0	0	0	0	5		
85124D	Keleher Park	241 West Hill Road	Newington	Hartford	4946.00	Elderly	State Sponsored	Housing Authority (SHP)	SH Elderly	N/A	40.00	YES	2	0	1	0	0	3	0	0	0	3	0	0	0	0	0	0	0	3		
88047D	New Meadow Village	1 Mill Street Ext.	Newington	Hartford	4944.00	Elderly	State Sponsored	Housing Authority (SHP)	SH Elderly	N/A	26.00	YES	2	1	0	0	0	3	0	0	0	2	0	1	0	0	0	0	0	3		
85131D	Hillside Terrace	167 Branford Road	North Branford	New Haven	1861.00	Elderly	State Sponsored	Housing Authority (SHP)	SH Elderly	N/A	60.00	YES	3	2	0	0	0	5	0	0	0	5	0	0	0	0	0	0	0	5		
85133D	Wangum Village																															

CHFANU MBER	DEVELOPMENT_NAME	DEVELOPMENT_ADDRESS1	DEVELOPMENT _CITY	CountyName	DEVELOP MENT_CE NSUSTRA CT	HOUSING _TYPE	PORTFOLIO_TYPE	OWNERSHIP_TYPE	PROGRAM_TYPE	CONTRA CTADMIN	UNITS	TPS_YES _NO	<25%	25%- 50%	51%- 80%	81%- 100%	>100%	TOTAL	VACAN T UNITS	UNINHA BITABL E	MARKET	NON_MI NORITY	AFRICA N AME RICAN	HISPANI C LATI NO	OTHER	ASIAN	UNKNO WN	DECLIN ED	TOTAL ETHNIC S		
90138D	Union St. Cooperative, Inc	102-106 Union Street	Windham	Windham	8006.00	Family	State Sponsored	Non Profit	SH Limited Equity	N/A	7.00	NO																			
85227D	Millbrook Village	35 Mack Street	Windsor	Hartford	4734.00	Elderly	State Sponsored	Housing Authority (SHP Onl SH Elderly		N/A	60.00	YES	47	3	1	1	0	52	8	0	0	23	21	5	1	2	0	0	0	52	
85228D	Shad Run Terrace	40 Henry Street	Windsor	Hartford	4737.00	Elderly	State Sponsored	Housing Authority (SHP Onl SH Elderly		N/A	52.00	YES	36	3	0	0	0	39	13	0	0	14	21	3	1	0	0	0	0	39	
87028D	Southwest Terrace Apts.	120 Southwest Avenue	Windsor Locks	Hartford	4763.00	Elderly	State Sponsored	Housing Authority (SHP Onl SH Elderly		N/A	40.00	YES	32	6	1	0	0	39	1	0	0	32	2	4	1	0	0	0	39		
85229D	New Roxbury Village	60 Butts Road	Woodstock	Windham	9011.00	Elderly	State Sponsored	Housing Authority (SHP Onl SH Elderly		N/A	24.00	YES	18	5	0	0	0	23	1	0	0	23	0	0	0	0	0	0	23		
													4,626	1,532	229	32	15	6,434	445	69	0	4,709	847	663	79	73	15	48	6,434		

= Did not report

0

0

CHFANU MBER	DEVELOPMENT_NAME	DEVELOPMENT_ADDRESS1	DEVELOPMENT_CITY	COUNTYNAME	DEVELOPMENT_CENSUSTRACT	HOUSING_TYPE	PORTFOLIO_TYPE	OWNERSHIP_TYPE	PROGRAM_TYPE	CONTRACTADMIN	UNITS	WAITLIST_YES_NO	NON_MINORITY	AFRICAN_AMERICAN	HISPANIC_OR_LATINO	OTHER	ASIAN	DECLINED_TO_PROVIDE	TOTAL	PROPERTIES	PROPERTY_NAMES	PARTY_3RD	TYPE_3RD_PARTY	TYPE_3RD_PARTY_OTHER	ELDERLY	YDISABLED			
91264D	Brace Dale Cooperative	13 Dale Street	West Hartford	Hartford	4976.00	Family	State Sponsored	Non Profit	SH Limited Equity	N/A	4.00	NO																	
95136D	Flagg Road	30 Flagg Road	West Hartford	Hartford	4974.00	Family	State Sponsored	Non Profit	SH Limited Equity	N/A	10.00	YES	1	4	2	0	0	0	7	No		No				0	0		
96102D	Worthington Manor	34 Worthington Drive	Westbrook	Middlesex	6801.00	Elderly	State Sponsored	Housing Authority (SHP Only)	SH Elderly	N/A	32.00	YES	0	0	0	0	0	53	53	No		No				0	0		
95135D	Patchogue Place Cooperative	1317 Boston Post Rd., 3-28 Patchogue	Westbrook	Middlesex	6801.00	Family	State Sponsored	Non Profit	SH Limited Equity	N/A	12.00	NO																	
85218D	Canal Park	5 Canal Street	Westport	Fairfield	502.00	Elderly	State Sponsored	Housing Authority (SHP Only)	SH Elderly Section 8	PBCA	50.00	NO	Not required to report																
85220D	Adams Apts.	55 Lancaster Road	Wethersfield	Hartford	4922.00	Elderly	State Sponsored	Housing Authority (SHP Only)	SH Elderly	N/A	29.00	NO																	
85222D	Cornhall Community Room	55A Lancaster Road	Wethersfield	Hartford	4922.00	Elderly	State Sponsored	Housing Authority (SHP Only)	SH Elderly	N/A	1.00	NO																	
88052D	Harvey R. Fuller	31 Butler Street	Wethersfield	Hartford	4926.00	Elderly	State Sponsored	Housing Authority (SHP Only)	SH Elderly	N/A	32.00	NO																	
85221D	James Devlin Court	60 Lancaster Road	Wethersfield	Hartford	4922.00	Elderly	State Sponsored	Housing Authority (SHP Only)	SH Elderly	N/A	50.00	NO																	
85219D	Highvue Terrace	83 Highview Avenue	Wethersfield	Hartford	4923.00	Family	State Sponsored	Housing Authority (SHP Only)	SH Moderate Rental	N/A	28.00	NO																	
85225D	Jonathan Trumbull Terrace	22 Emerald Street	Windham	Windham	8006.00	Elderly	State Sponsored	Housing Authority (SHP Only)	SH Elderly	N/A	40.00	NO	Uninhabitable																
85226D	Rev. Honan Terrace	10 Valley Street Ext.	Windham	Windham	8006.00	Elderly	State Sponsored	Housing Authority (SHP Only)	SH Elderly	N/A	50.00	YES	94	15	83	46	0	0	238	No		No				56	101		
86013D	Hevrin Terrace	22 Emerald Avenue	Windham	Windham	8003.00	Family	State Sponsored	Housing Authority (SHP Only)	SH Mod Rental Sec 8 Reha	PBCA	90.00	YES	78	14	100	99	4	0	295	No		No				0	0		
85224D	Marcella Eastman Curran Terrace	Memorial Drive	Windham	Windham	8003.00	Family	State Sponsored	Housing Authority (SHP Only)	SH Moderate Rental	N/A	78.00	YES	368	113	438	212	8	0	1,139	No		No				0	0		
85224Z	Terry Court	Multiple (Jackson, Ash, Canal, Norma)	Windham	Windham	8006.00	Family	State Sponsored	Housing Authority (SHP Only)	SH Moderate Rental	N/A	68.00	YES	85	27	121	63	2	0	298	No		No				0	0		
90138D	Union St. Cooperative, Inc	102-106 Union Street	Windham	Windham	8006.00	Family	State Sponsored	Non Profit	SH Limited Equity	N/A	7.00	NO																	
85227D	Millbrook Village	35 Mack Street	Windsor	Hartford	4734.00	Elderly	State Sponsored	Housing Authority (SHP Only)	SH Elderly	N/A	60.00	YES	72	71	36	1	5	15	200	No		No				97	103		
85228D	Shad Run Terrace	40 Henry Street	Windsor	Hartford	4737.00	Elderly	State Sponsored	Housing Authority (SHP Only)	SH Elderly	N/A	52.00	YES	20	25	13	0	1	0	59	Yes	shad run	No				14	17		
87028D	Southwest Terrace Apts.	120 Southwest Avenue	Windsor Locks	Hartford	4763.00	Elderly	State Sponsored	Housing Authority (SHP Only)	SH Elderly	N/A	40.00	YES	16	4	0	0	0	6	26	No		Yes	Other	PHA-WE		12	0		
85229D	New Roxbury Village	60 Butts Road	Woodstock	Windham	9011.00	Elderly	State Sponsored	Housing Authority (SHP Only)	SH Elderly	N/A	24.00	YES	9	0	0	0	0	1	10	No						9	1		
													4,779	1,603	2,536	603	124	1,287	10,932										

= Did not report

0